

TECHO—BLOC

SUGGESTED RETAIL PRICE LIST 2024

EASTERN PENNSYLVANIA



TABLE OF CONTENTS

SLABS	3	INDUSTRIA 450 × 150 450 SERIES HD ² — <i>ON ORDER</i>	18	BLU 45 MM CONCRETE OVERLAY SYSTEM SMOOTH	31
ABERDEEN 20 × 10 20 × 20 SLAB KLEAN-BLOC	3	INDUSTRIA 450 × 300 450 SERIES HD ² — <i>ON ORDER</i>	19	PACIFIC CONCRETE OVERLAY SYSTEM SMOOTH	31
ABERDEEN 30 × 10 SLAB KLEAN-BLOC	3	INDUSTRIA 600 × 100 600 SERIES HD ² — <i>ON ORDER</i>	19	VENETIAN RISER SLATE	31
ABERDEEN 30 × 20 SLAB KLEAN-BLOC	3	INDUSTRIA 600 × 200 600 SERIES HD ² — <i>ON ORDER</i>	20	VENETIAN RISER SMOOTH	32
ABERDEEN 30 × 30 SLAB KLEAN-BLOC	3	INDUSTRIA 600 × 300 600 SERIES HD ² — <i>ON ORDER</i>	20	VENETIAN CAP OVERLAY SLATE	32
BLU 60 MM SLAB SLATE/HD ²	3	INDUSTRIA 600 × 600 600 SERIES HD ² — <i>ON ORDER</i>	21	VENETIAN CAP OVERLAY SMOOTH	32
BLU 60 MM SLAB SMOOTH/HD ²	4	INDUSTRIA 900 × 300 900 SERIES HD ²	21	CAPS	32
BLU 60 MM SLAB POLISHED — <i>ON ORDER</i>	4	INDUSTRIA 900 × 600 900 SERIES HD ²	22	ARCHITECTURAL CAP DOUBLE-SIDED	32
BLU 60 MM (6"×13") SLAB SLATE/HD ²	4	INDUSTRIA 900 × 900 900 SERIES HD ²	22	BRANDON CAP SLATE	32
BLU 60 MM (6"×13") SLAB SMOOTH/HD ²	4	WALLS	23	GRAPHIX CAP DOUBLE-SIDED SMOOTH OR SPLIT FACE	32
BLU GRANDE SLAB SLATE/HD ²	5	BOREALIS WALL & EDGE DOUBLE-SIDED	23	LIMESTONE CAP NATURAL STONE COLLECTION	33
BLU GRANDE SLAB SMOOTH/HD ²	5	BRANDON 90 MM WALL DOUBLE-SIDED	23	PIEDIMONTE 14 × 30 WALL & STEP CAP DOUBLE-SIDED	33
BLU GRANDE SLAB POLISHED — <i>ON ORDER</i>	5	BRANDON 180 MM WALL DOUBLE-SIDED	23	RAFFINATO 90 MM (14 × 28) CAP DOUBLE-SIDED SMOOTH	33
BOREALIS 30 × 5 SLAB KLEAN-BLOC	5	BRANDON 90 MM CORNER AND PILLAR KIT	23	RAFFINATO 60 MM (14 × 28) CAP DOUBLE-SIDED SMOOTH	33
BOREALIS 30 × 10 SLAB KLEAN-BLOC	6	BRANDON 180 MM CORNER AND PILLAR KIT	23	NEW RAFFINATO 60 MM (14 × 32) CAP DOUBLE-SIDED HD ² SMOOTH	33
BOREALIS STEPPING STONES	6	FASCIA WALL COLLECTION STRUCT. BLOCK SINGLE-SIDED	23	NEW SANDSTONE CAP NATURAL STONE COLLECTION	33
EVEREST SLAB HD ²	6	FASCIA WALL COLLECTION STRUCT. BLOCK DOUBLE-SIDED	24	SANDSTONE BULLNOSE CAP NATURAL STONE COLLECTION	34
HEXA 60 MM SLAB HD ²	6	FASCIA WALL COLLECTION WALL BASE	24	TRAVERTINA RAW 14 × 28 WALL, STEP AND PILLAR CAP DOUBLE-SIDED KLEAN-BLOC	34
INCA SLAB HD ²	7	ICONIC FASCIA KLEAN-BLOC	24	YORK 24 × 36 COUNTER TOP KLEAN-BLOC	34
INDUSTRIA 600 × 600 × 60 SLAB 600 SERIES HD ² — <i>ON ORDER</i>	7	ICONIC CORNER KLEAN-BLOC	24	YORK WALL CAP KLEAN-BLOC	34
INDUSTRIA FLORA	7	ROSEMONT FASCIA KLEAN-BLOC	24	YORK 14 × 48 WALL CAP KLEAN-BLOC	35
MAYA SLAB	7	ROSEMONT CORNER KLEAN-BLOC	24	CAPS AND COPING	35
OCEAN GRANDE SLAB HD ²	8	G-FORCE WALL	24	BALI TRAVERTINA RAW POOL COPING KLEAN-BLOC	35
PARA 500 × 250 SLAB HD ²	8	G-FORCE CORNER UNIT	25	BULLNOSE POOL COPING SMOOTH	35
PARA 500 × 500 SLAB HD ²	8	GRAPHIX WALL DOUBLE-SIDED	25	BULLNOSE GRANDE POOL COPING POLISHED	35
PARA 500 × 750 SLAB HD ²	8	MINI-CRETA 3" ARCHITECTURAL WALL DOUBLE-SIDED	25	PACIFIC CAP SMOOTH	35
NEW SANDSTONE SLAB	8	PILLAR 24 × 3 MINI-CRETA ARCHITECTURAL	25	PORTOFINO CAP DOUBLE-SIDED	35
TRAVERTINA RAW 20 × 20 20 × 10 SLAB KLEAN-BLOC	9	MINI-CRETA 6" ARCHITECTURAL WALL DOUBLE-SIDED	26	PILLAR CAPS	36
TRAVERTINA RAW 20 × 30 SLAB KLEAN-BLOC	9	PILLAR 24 × 6 MINI-CRETA ARCHITECTURAL	26	PIEDIMONTE 28×28 PILLAR CAP KLEAN-BLOC	36
TRAVERTINA RAW 30 × 30 SLAB KLEAN-BLOC	9	PRESCOTT 2.25" WALL DOUBLE-SIDED	26	YORK 28 × 28 PILLAR CAP KLEAN-BLOC	36
PAVERS	10	PRESCOTT 2.25" CORNERS OR PILLARS	26	YORK 32 × 32 PILLAR CAP KLEAN-BLOC	36
ANTIKA PAVER SMOOTH	10	PRESCOTT 4.5" WALL DOUBLE-SIDED	26	EDGES	37
AQUASTORM PAVER PERMEABLE	10	PRESCOTT 4.5" CORNERS OR PILLARS	26	AVIGNON EDGE	37
BLU 80 MM PAVER SLATE/HD ²	10	RAFFINATO 90 MM WALL DOUBLE-SIDED SMOOTH	27	BOREALIS WALL & EDGE DOUBLE-SIDED	37
BLU 80 MM PAVER SMOOTH/HD ²	10	RAFFINATO 90 MM PILLAR KIT, CORNER & EDGE SMOOTH	27	BRANDON EDGE	37
BLU 80 MM PAVER POLISHED — <i>ON ORDER</i>	10	RAFFINATO 90 MM WALL POLISHED — <i>ON ORDER</i>	27	PIETRA EDGE	37
BLU 80 MM (6"×13") PAVER SLATE/HD ²	11	RAFFINATO 90 MM PILLAR KIT, CORNER & EDGE POLISHED — <i>ON ORDER</i>	27	RAFFINATO 90 MM PILLAR KIT, CORNER & EDGE SMOOTH	37
BLU 80 MM (6"×13") PAVER SMOOTH/HD ²	11	RAFFINATO 180 MM WALL DOUBLE-SIDED SMOOTH	27	RAFFINATO 180 MM PILLAR KIT, CORNER & EDGE SMOOTH	37
EVA PAVER SLATE/SMOOTH	11	RAFFINATO 180 MM PILLAR KIT, CORNER & EDGE SMOOTH	27	RAFFINATO 180 MM PILLAR KIT, CORNER & EDGE SMOOTH	37
LINEA SMALL RECTANGLES PAVER	11	RAFFINATO 180 MM WALL POLISHED — <i>ON ORDER</i>	28	RAFFINATO 90 MM PILLAR KIT, CORNER & EDGE POLISHED — <i>ON ORDER</i>	38
LINEA LARGE RECTANGLES PAVER	12	RAFFINATO 180 MM PILLAR KIT, CORNER & EDGE POLISHED — <i>ON ORDER</i>	28	RAFFINATO 180 MM PILLAR KIT, CORNER & EDGE POLISHED — <i>ON ORDER</i>	38
MIKA PAVER KLEAN-BLOC	12	RÖCKA WALL & EDGE DOUBLE-SIDED	28	RÖCKA WALL & EDGE	38
MISTA RANDOM PAVER PERMEABLE	12	SEMMA WALL DOUBLE-SIDED SPLIT FACE	28	OUTDOOR ACCESSORIES	39
PURE PAVER PERMEABLE	12	SEMMA CORNERS OR PILLARS SPLIT FACE	28	LUMI FIREBOWL	39
SLEEK PAVER HD ²	12	SKYSCRAPER WALL TOP	28	MANCHESTER FOYER CHESTNUT BROWN — <i>ON ORDER</i>	39
SQUADRA PAVER SLATE	12	SKYSCRAPER WALL MIDDLE	29	MANCHESTER FOYER SHALE GREY — <i>ON ORDER</i>	39
TRAVERTINA RAW PAVER KLEAN-BLOC	13	SKYSCRAPER WALL BASE	29	FORNO PIZZA OVEN	39
VALET PAVER	13	SKYSCRAPER WALL CORNER	29	BRANDON 90 MM SQUARE FIRE PIT NO SLEEVE	40
VICTORIEN 60 MM PAVER	13	SKYSCRAPER WALL EXTENDER	29	BRANDON 90 MM RECTANGULAR FIRE PIT NO SLEEVE	40
VILLAGIO PAVER PERMEABLE	13	TRAVERTINA RAW WALL DOUBLE-SIDED	29	PRESCOTT FIREPIT NO SLEEVE	40
WESTMOUNT PAVER HD ²	13	TRAVERTINA RAW CORNERS OR PILLARS	29	RAFFINATO FIRE PIT NO SLEEVE	40
COMMERCIAL PAVERS	14	STEPS & CAPS	30	VALENCIA FIRE PIT NO SLEEVE	40
DIAMOND PAVER HD ² — <i>ON ORDER</i>	14	BOREALIS STEP	30	BURNERS NATURAL GAS OR LIQUID PROPANE	40
HEXA 100 MM PAVER HD ² — <i>ON ORDER</i>	14	MAYA STEP	30	FIRE PIT INSERT FIRE PIT SLEEVE	41
HYDRA PAVER PERMEABLE	14	RAFFINATO STEP	30	BREEO ACCESSORIES	41
INDUSTRIA 150 × 150 150 SERIES HD ² — <i>ON ORDER</i>	14	RÖCKA 48" STEP	30	MISCELLANEOUS	43
INDUSTRIA 200 × 200 200 SERIES HD ² — <i>ON ORDER</i>	15	RÖCKA 60" STEP	30		
INDUSTRIA 200 × 400 200 SERIES HD ² — <i>ON ORDER</i>	15	NEW SANDSTONE STEP	30		
INDUSTRIA 300 × 100 300 SERIES HD ²	16	YORK 60" STEP	31		
INDUSTRIA 300 × 150 300 SERIES HD ²	16	CONCRETE OVERLAY SYSTEM	31		
INDUSTRIA 300 × 300 300 SERIES HD ²	17	BLU 45 MM CONCRETE OVERLAY SYSTEM SLATE	31		
INDUSTRIA TRIANGLE 300 SERIES HD ²	17				
INDUSTRIA TACTILE 300 SERIES HD ²	17				
INDUSTRIA 450 × 100 450 SERIES HD ² — <i>ON ORDER</i>	18				

SLABS	SPECS - IMPERIAL	SPECS - METRIC	AVAILABLE COLORS & PRODUCT CODES	\$ / UNIT OF MEASURE
-------	------------------	----------------	----------------------------------	----------------------

ABERDEEN 20 x 10 | 20 x 20 SLAB KLEAN-BLOC

Stonedge
*** COLLECTION



PALLETIZED UPRIGHT

A. 2 1/4 x 20 x 10
B. 2 1/4 x 20 x 20
70.83 ft²/pal
20 x 10: 17 units of 1.39 ft²
20 x 20: 17 units of 2.78 ft²
42.5 lin. ft/row
1789 lbs
17 units of each

A. 57 x 508 x 254
B. 57 x 508 x 508
6.58 m²/pal
20 x 10: 17 units of 0.13 m²
20 x 20: 17 units of 0.26 m²
12.95 lin. m/row
811 kg
17 units of each

006201 Rock Garden Brown **KLEAN-BLOC**
006202 Azzurro **KLEAN-BLOC**

12.69/\$F
12.69/\$F

ABERDEEN 30 x 10 SLAB KLEAN-BLOC

Stonedge
*** COLLECTION



PALLETIZED UPRIGHT

2 1/4 x 30 x 10
70.83 ft²/pal
34 units of 2.08 ft²
85 lin. ft/row (depth)
28.3 lin. ft/row (length)
1793 lbs
34 units

57 x 762 x 254
6.58 m²/pal
34 units of 0.19 m²
25.9 lin. m/row (depth)
8.64 lin. m/row (length)
813 kg
34 units

006203 Rock Garden Brown **KLEAN-BLOC**
006204 Azzurro **KLEAN-BLOC**

12.69/\$F
12.69/\$F

ABERDEEN 30 x 20 SLAB KLEAN-BLOC

Stonedge
*** COLLECTION



PALLETIZED UPRIGHT

2 1/4 x 30 x 20
70.83 ft²/pal
17 units of 4.17 ft²
42.5 lin. ft/row (depth)
28.3 lin. ft/row (length)
1796 lbs
17 units

57 x 762 x 508
6.58 m²/pal
17 units of 0.39 m²
12.95 lin. m/row (depth)
8.63 lin. m/row (length)
815 kg
17 units

006205 Rock Garden Brown **KLEAN-BLOC**
006206 Azzurro **KLEAN-BLOC**

12.69/\$F
12.69/\$F

ABERDEEN 30 x 30 SLAB KLEAN-BLOC

Stonedge
*** COLLECTION



PALLETIZED UPRIGHT


2 1/4 x 30 x 30
106.25 ft²/pal
17 units of 6.25 ft²
42.5 lin. ft/row
2610 lbs
17 units

57 x 762 x 762
9.87 m²/pal
17 units of 0.58 m²
12.95 lin. m/row
1184 kg
17 units

006207 Rock Garden Brown **KLEAN-BLOC**
006208 Azzurro **KLEAN-BLOC**

14.49/\$F
14.49/\$F

BLU 60 MM SLAB SLATE / HD²



PALLETIZED UPRIGHT

A. 2 3/8 x 13 x 6 1/2 44 units
B. 2 3/8 x 13 x 13 44 units
C. 2 3/8 x 13 x 19 1/2 22 units
116.82 ft²/pal
11 rows of 10.62 ft²
9.81 lin. ft/row
3268 lbs

A. 60 x 330 x 165 44 units
B. 60 x 330 x 330 44 units
C. 60 x 330 x 495 22 units
10.96 m²/pal
11 rows of 0.99 m²
3.02 lin. m/row
1482 kg


SLATE
000500 Sandlewood 5.88/\$F
000501 Shale Grey 5.88/\$F
000503 Champlain Grey 5.88/\$F
000505 Chestnut Brown 5.88/\$F

HD² SLATE
005504 Shale Grey **HD²** 6.88/\$F
005506 Chestnut Brown **HD²** 6.88/\$F
005505 Champlain Grey **HD²** 6.88/\$F
008976 Sandlewood **HD²** 6.88/\$F

SLABS

SLABS	SPECS – IMPERIAL	SPECS – METRIC	AVAILABLE COLORS & PRODUCT CODES	\$ / UNIT OF MEASURE
-------	------------------	----------------	----------------------------------	----------------------

BLU 60 MM SLAB SMOOTH / HD²



A. 2 3/8 x 13 x 6 1/2 44 units
B. 2 3/8 x 13 x 13 44 units
C. 2 3/8 x 13 x 19 1/2 22 units
 116.82 ft²/pal
 11 rows of 10.62 ft²
 9.81 lin. ft/row
 3295 lbs

A. 60 x 330 x 165 44 units
B. 60 x 330 x 330 44 units
C. 60 x 330 x 495 22 units
 10.96 m²/pal
 11 rows of 0.99 m²
 3.02 lin. m/row
 1495 kg


SMOOTH

000519	Shale Grey	5.88/SF
000520	Chestnut Brown	5.88/SF
002324	Champlain Grey	5.88/SF
007606	Onyx Black	6.43/SF
007607	Greyed Nickel	6.43/SF
007838	Beige Cream	6.43/SF

HD² SMOOTH

005498	Shale Grey HD ²	6.88/SF
005499	Chestnut Brown HD ²	6.88/SF
005500	Champlain Grey HD ²	6.88/SF
005501	Onyx Black HD ²	7.43/SF
008971	Greyed Nickel HD ²	7.43/SF
006982	Beige Cream HD ²	7.43/SF
006983	Caffè Crema HD ²	7.43/SF

BLU 60 MM SLAB POLISHED – ON ORDER*




A. 2 3/16 x 13 x 6 1/2 44 units
B. 2 3/16 x 13 x 13 44 units
C. 2 3/16 x 13 x 19 1/2 22 units
 116.82 ft²
 11 rows of 10.62 ft²
 9.81 lin. ft/row
 3125 lbs

A. 58 x 330 x 165 44 units
B. 58 x 330 x 330 44 units
C. 58 x 330 x 495 22 units
 10.96 m²
 11 rows of 0.99 m²
 3.02 lin. m/row
 1417 kg

000516	Shale Grey	11.81/SF
000517	Chestnut Brown	11.81/SF
007738	Onyx Black	12.35/SF
007737	Greyed Nickel	12.35/SF
007839	Beige Cream	12.35/SF

*Minimum Sales QTY 500 SF

BLU 60 MM (6" x 13") SLAB SLATE / HD²



2 3/8 x 13 x 6 1/2
 116.05 ft²/pal
 11 rows of 10.55 ft²
 19.5 lin. ft/row (depth)
 9.75 lin. ft/row (length)
 3183 lbs
 198 units

60 x 330 x 165
 10.78 m²/pal
 11 rows of 0.98 m²
 5.94 lin. m/row (depth)
 2.97 lin. m/row (length)
 1444 kg
 198 units


SLATE

002057	Shale Grey	5.88/SF
002059	Champlain Grey	5.88/SF
002061	Chestnut Brown	5.88/SF
005649	Chocolate Brown	6.43/SF
005648	Onyx Black	6.43/SF

HD² SLATE

005521	Shale Grey HD ²	6.88/SF
005523	Chestnut Brown HD ²	6.88/SF
005522	Champlain Grey HD ²	6.88/SF
005520	Onyx Black HD ²	7.43/SF

BLU 60 MM (6" x 13") SLAB SMOOTH / HD²



2 3/8 x 13 x 6 1/2
 116.05 ft²/pal
 11 rows of 10.55 ft²
 19.5 lin. ft/row (depth)
 9.75 lin. ft/row (length)
 3147 lbs
 198 units

60 x 330 x 165
 10.78 m²/pal
 11 rows of 0.98 m²
 5.94 lin. m/row (depth)
 2.97 lin. m/row (length)
 1427 kg
 198 units

SMOOTH


007110	Shale Grey	5.88/SF
007113	Chestnut Brown	5.88/SF
007111	Champlain Grey	5.88/SF
005664	Onyx Black	6.43/SF
007612	Greyed Nickel	6.43/SF
007814	Beige Cream	6.43/SF
005665	Chocolate Brown	6.43/SF


HD² SMOOTH


005507	Shale Grey HD ²	6.88/SF
005517	Chestnut Brown HD ²	6.88/SF
005516	Champlain Grey HD ²	6.88/SF
005518	Onyx Black HD ²	7.43/SF
008972	Greyed Nickel HD ²	7.43/SF
006984	Beige Cream HD ²	7.43/SF
006985	Caffè Crema HD ²	7.43/SF


SLABS

SLABS	SPECS – IMPERIAL	SPECS – METRIC	AVAILABLE COLORS & PRODUCT CODES	\$ / UNIT OF MEASURE
-------	------------------	----------------	----------------------------------	----------------------

BLU GRANDE SLAB 	SLATE / HD²		SLATE	
	2 3/8 x 19 1/2 x 32 1/2 87.91 ft ² /pal 10 rows of 8.79 ft ² 3.25 lin. ft/row (depth) 5.41 lin. ft/row (length) 2434 lbs 20 units	60 x 495 x 825 8.17 m ² /pal 10 rows of 0.82 m ² 0.99 lin. m/row (depth) 1.65 lin. m/row (length) 1104 kg 20 units	006170 Sandlewood 006171 Shale Grey 006172 Champlain Grey 006173 Chestnut Brown	6.99/SF 6.99/SF 6.99/SF 6.99/SF
96.71 ft ² /pal 11 rows of 8.79 ft ² 2689 lbs 22 units	8.98 m ² /pal 11 rows of 0.82 m ² 1220kg 22 units	HD² SLATE 005530 Shale Grey HD² 005532 Chestnut Brown HD² 005531 Champlain Grey HD² 008978 Sandlewood HD²	8.47/SF 8.47/SF 8.47/SF 8.47/SF	







BLU GRANDE SLAB 	SMOOTH / HD²		SMOOTH	
	2 3/8 x 19 1/2 x 32 1/2 87.91 ft ² /pal 10 rows of 8.79 ft ² 3.25 lin. ft/row (depth) 5.41 lin. ft/row (length) 2434 lbs 20 units	60 x 495 x 825 8.17 m ² /pal 10 rows of 0.82 m ² 0.99 lin. m/row (depth) 1.65 lin. m/row (length) 1104 kg 20 units	006164 Shale Grey 006165 Chestnut Brown 006167 Champlain Grey 006168 Onyx Black 006166 Greyed Nickel 006169 Beige Cream	6.99/SF 6.99/SF 6.99/SF 7.59/SF 7.59/SF 7.59/SF
96.71 ft ² /pal 11 rows of 8.79 ft ² 2689 lbs 22 units	8.98 m ² /pal 11 rows of 0.82 m ² 1220kg 22 units	HD² SMOOTH 005524 Shale Grey HD² 005525 Chestnut Brown HD² 005526 Champlain Grey HD² 008973 Greyed Nickel HD² 005654 Beige Cream HD² 006949 Caffè Crema HD²	8.47/SF 8.47/SF 8.47/SF 9.09/SF 9.09/SF 9.09/SF	

BLU GRANDE SLAB 	POLISHED – ON ORDER*			
	2 3/16 x 19 1/2 x 32 1/2 87.91 ft ² /pal 10 rows of 8.79 ft ² 3.25 lin. ft/row (depth) 5.41 lin. ft/row (length) 2434 lbs 20 units	56 x 495 x 825 8.17 m ² 10 rows of 0.82 m ² 0.99 lin. m/row (depth) 1.65 lin. m/row (length) 1104 kg 20 units	006174 Shale Grey 006175 Chestnut Brown 006176 Greyed Nickel 006178 Onyx Black 006179 Beige Cream	12.94/SF 12.94/SF 13.56/SF 13.56/SF 13.56/SF
*Minimum Sales QTY 500 SF				

BOREALIS 30 x 5 SLAB 	KLEAN-BLOC			
	2 1/4 x 5 x 30 68 units/pal 70.83 ft ² /pal 17.71 ft ² /row 1.04 ft ² /unit 7.08 lin. ft/row (depth) 42.5 lin. ft/row (length) 1784 lbs 4 rows	57 x 127 x 762 68 units/pal 6.58 m ² /pal 1.65 m ² /row 0.10 m ² /unit 2.16 lin. m/row (depth) 12.96 lin. m/row (length) 809 kg 4 rows	006242 Smoked Pine KLEAN-BLOC 006241 Hazelnut Brandy KLEAN-BLOC 006209 Riviera KLEAN-BLOC	16.29/PCS 16.29/PCS 16.29/PCS


Stonedge
*** COLLECTION

SLABS

SLABS	SPECS - IMPERIAL	SPECS - METRIC	AVAILABLE COLORS & PRODUCT CODES	\$ / UNIT OF MEASURE
BOREALIS 30 x 10 	SLAB KLEAN-BLOC 2 1/4 x 10 x 30 34 units/pal 70.83 ft ² /pal 35.42 ft ² /row 2.08 ft ² /unit 14.2 lin. ft/row (depth) 42.5 lin. ft/row (length) 1881 lbs 2 rows	57 x 254 x 762 34 units/pal 6.58 m ² /pal 3.29 m ² /row 0.19 m ² /unit 4.33 lin. m/row (depth) 12.95 lin. m/row (length) 853 kg 2 rows	006245 Smoked Pine KLEAN-BLOC 006244 Hazelnut Brandy KLEAN-BLOC 006243 Riviera KLEAN-BLOC	Stonedge <small>*** COLLECTION</small> 30.66/PCS 30.66/PCS 30.66/PCS
BOREALIS STEPPING STONES 	2 1/4 x 24 x 24 64 ft ² /pal 4 ft ² /unit 79 lbs/unit 1257 lbs 8 rows of 2 units	57 x 610 x 610 5.95 m ² /pal 0.37 m ² /unit 35 kg/unit 570 kg 8 rows of 2 units	004403 Hazelnut Brandy	Stonedge <small>*** COLLECTION</small> 46.79/PCS
EVEREST 250 x 250 	SLAB HD² 2 3/8 x 9 13/16 x 9 13/16 88.80 ft ² /pal 8.07 ft ² /row 2547 lbs 11 rows of 12 units	60 x 250 x 250 8.25 m ² /pal 0.75 m ² /row 1155 kg 11 rows of 12 units	006699 Shale Grey HD² 006700 Chestnut Brown HD² 006702 Merlot HD² 006701 Greyed Nickel HD²	10.59/SF 10.59/SF 10.59/SF 11.25/SF
EVEREST 250 x 500 	SLAB HD² 2 3/8 x 9 13/16 x 19 11/16 88.80 ft ² /pal 8.07 ft ² /row 2547 lbs 11 rows of 6 units	60 x 250 x 500 8.25 m ² /pal 0.75 m ² /row 1155 kg 11 rows of 6 units	006703 Shale Grey HD² 006704 Chestnut Brown HD² 006706 Merlot HD² 006705 Greyed Nickel HD²	10.59/SF 10.59/SF 10.59/SF 11.25/SF
EVEREST 500 x 500 	SLAB HD² 2 3/8 x 19 11/16 x 19 11/16 118.40 ft ² /pal 10.76 ft ² /row 3383 lbs 11 rows of 4 units	60 x 500 x 500 11 m ² /pal 1 m ² /row 1535 kg 11 rows of 4 units	006707 Shale Grey HD² 006708 Chestnut Brown HD² 006710 Merlot HD² 006709 Greyed Nickel HD²	13.13/SF 13.13/SF 13.13/SF 13.81/SF
HEXA 60 mm SLAB HD² 	2 3/8 x 9 x 15 3/16 96.55 ft ² /pal 8.78 ft ² /row 2824 lbs 11 rows of 12 units	60 x 228 x 385 8.97 m ² /pal 0.82 m ² /row 1281 kg 11 rows of 12 units	006740 Shale Grey HD² 006742 Chestnut Brown HD² 006743 Greyed Nickel HD² 006744 Beige Cream HD² 006741 Onyx Black HD²	8.96/SF 8.96/SF 9.89/SF 9.89/SF 9.89/SF

SLABS	SPECS – IMPERIAL	SPECS – METRIC	AVAILABLE COLORS & PRODUCT CODES	\$/ UNIT OF MEASURE
-------	------------------	----------------	----------------------------------	---------------------

INCA SLAB HD²



A. 2 x 15 x 7 1/2
B. 2 x 15 x 15
C. 2 x 15 x 22 1/2

66.50 ft²/pal
 52.5 lin. ft/row
 1 640 lbs

1 row of 14 units of each

A. 51 x 381 x 191
B. 51 x 381 x 381
C. 51 x 381 x 572

6.18 m²/pal
 16 lin. m/row
 744 kg

1 row of 14 units of each


005347 Victoria **HD²**
 005322 Riviera **HD²**

Stonedge
 *** COLLECTION

11.09/SF
 11.09/SF

PALLETIZED UPRIGHT

INDUSTRIA 600 x 600 x 60 SLAB 600 SERIES HD²



2 3/8 x 23 5/8 x 23 5/8

85.25 ft²/pal
 11 rows of 7.75 ft²
 3.94 lin. ft/row
 2 432 lbs
 22 units

60 x 600 x 600

7.92 m²/pal
 11 rows of 0.72 m²
 1.20 lin. m/row
 1 103kg
 22 units

SMOOTH — IN STOCK

006877	Shale Grey HD²	9.25/SF
006874	Chestnut Brown HD²	9.25/SF
006876	Onyx Black HD²	10.01/SF
006873	Beige Cream HD²	10.01/SF
006875	Greyed Nickel HD²	10.01/SF
008995	Caffè Crema HD²	10.01/SF
008994	Silver Granite HD²	10.53/SF

SMOOTH — ON ORDER*

008993	Salt & Pepper HD²	10.01/SF
--------	-------------------------------------	----------

GRANITEX — ON ORDER*

006882	Shale Grey HD²	12.78/SF
006879	Chestnut Brown HD²	12.78/SF
006881	Onyx Black HD²	13.51/SF
006878	Beige Cream HD²	13.51/SF
006880	Greyed Nickel HD²	13.51/SF
008309	Salt & Pepper HD²	13.51/SF

POLISHED — ON ORDER*


006887	Shale Grey HD²	13.46/SF
006884	Chestnut Brown HD²	13.46/SF
006886	Onyx Black HD²	14.19/SF
006883	Beige Cream HD²	14.19/SF
006885	Greyed Nickel HD²	14.19/SF

*Minimum Sales QTY 2,000 SF

*Minimum Sales QTY 500 SF, except Salt & Pepper with a 2,000 SF min

*Minimum Sales QTY 500 SF

INDUSTRIA FLORA SLAB HD²



2 3/8 x 23 5/8 x 23 5/8

85.25 ft²/pal
 11 rows of 7.75 ft²
 3.94 lin. ft/row
 2 432 lbs
 22 units

60 x 600 x 600

7.92 m²/pal
 11 rows of 0.72 m²
 1.20 lin. m/row
 1 103kg
 22 units

006783	Dahlia - Greyed Nickel	14.72/SF
006798	Jasmine - Greyed Nickel	14.72/SF
006793	Daphodile - Greyed Nickel	14.72/SF
006803	Lily - Greyed Nickel	14.72/SF
006788	Daisy - Greyed Nickel	14.72/SF
006808	Rosemary - Greyed Nickel	14.72/SF

006776	Dahlia - Beige Cream	14.72/SF
006797	Jasmine - Beige Cream	14.72/SF
006792	Daphodile - Beige Cream	14.72/SF
006802	Lily - Beige Cream	14.72/SF
006787	Daisy - Beige Cream	14.72/SF
006807	Rosemary - Beige Cream	14.72/SF

SLABS

SLABS	SPECS – IMPERIAL	SPECS – METRIC	AVAILABLE COLORS & PRODUCT CODES	\$ / UNIT OF MEASURE
-------	------------------	----------------	----------------------------------	----------------------

MAYA SLAB



A-F	2 1/4 x 23 x 31	57 x 584 x 788	000571 Victoria	45.57/PCS
	17 units/pal 4.95 ft ² /unit 89 lbs/unit 1695 lbs	17 units/pal 0.46 m ² /unit 41 kg/unit 769 kg	000572 Riviera	45.57/PCS
PALLETIZED UPRIGHT	1 row of 17 units	1 row of 17 units		
EACH PALLET CONTAINS A VARIATIONS OF UP TO SIX DIFFERENT SHAPES.				

Stonedge
*** COLLECTION

OCEAN GRANDE SLAB HD²




2 3/8 x 19 1/2 x 32 1/2	60 x 495 x 825	004493 Greyed Nickel HD ²	11.15/SF
96.71 ft ² /pal 11 rows of 8.79 ft ² 5.41 lin. ft/row (length) 3.25 lin. ft/row (depth) 2830 lbs	8.98 m ² /pal 11 rows of 0.82 m ² 1.65 lin. m/row (length) 0.99 lin. m/row (depth) 1284 kg	004417 Beige Cream HD ²	11.15/SF
11 rows of 2 units	11 rows of 2 units		

PARA 500 x 250 SLAB HD²




2 3/8 x 19 11/16 x 9 13/16	60 x 500 x 250	004347 Greyed Nickel HD ²	8.35/SF
118.40 ft ² /pal 11 rows of 10.76 ft ² 6.56 lin. ft/row (length) 13.12 lin. ft/row (depth) 3422 lbs	11.00 m ² /pal 11 rows of 1 m ² 2 lin. m/row (length) 4 lin. m/row (depth) 1552 kg	004348 Beige Cream HD ² 004343 Onyx Black HD ² 008204 Caffè Crema HD ² 008207 Silver Grantie HD ²	8.35/SF 8.35/SF 8.35/SF 8.87/SF
11 rows of 8 units	11 rows of 8 units		

PARA 500 x 500 SLAB HD²



2 3/8 x 19 11/16 x 19 11/16	60 x 500 x 500	004350 Greyed Nickel HD ²	8.35/SF
118.40 ft ² /pal 11 rows of 10.76 ft ² 6.56 lin. ft/row 3403 lbs	11.00 m ² /pal 11 rows of 1 m ² 2 lin. m/row 1544 kg	004351 Beige Cream HD ² 004349 Onyx Black HD ² 008205 Caffè Crema HD ² 008208 Silver Grantie HD ²	8.35/SF 8.35/SF 8.35/SF 8.87/SF
11 rows of 4 units	11 rows of 4 units		

PARA 500 x 750 SLAB HD²



2 3/8 x 19 11/16 x 29 1/2	60 x 500 x 750	004353 Greyed Nickel HD ²	10.78/SF
88.80 ft ² /pal 11 rows of 8.07 ft ² 4.92 lin. ft/row (length) 3.28 lin. ft/row (depth) 2537 lbs	8.25 m ² /pal 11 rows of 0.75 m ² 1.5 lin. m/row (length) 1 lin. m/row (depth) 1151 kg	004354 Beige Cream HD ² 004352 Onyx Black HD ² 008206 Caffè Crema HD ² 008209 Silver Grantie HD ²	10.78/SF 10.78/SF 10.78/SF 11.29/SF
11 rows of 2 units	11 rows of 2 units		

SANDSTONE SLAB NATURAL STONE



A. 23 5/8 x 11 5/8 x 7/8	A. 600 x 295 x 22	006936 Grey HD ²	15.43/SF
B. 23 5/8 x 23 5/8 x 7/8	B. 600 x 600 x 22	006935 Beige HD ²	13.38/SF
C. 23 5/8 x 35 5/8 x 7/8	C. 600 x 905 x 22		
120.16 ft ² /pal 1 rows of 120.16 ft ² 1433 lbs	11.16 m ² /pal 1 rows of 120.16 ft ² 650 kg		




SLABS	SPECS – IMPERIAL	SPECS – METRIC	AVAILABLE COLORS & PRODUCT CODES	\$ / UNIT OF MEASURE
-------	------------------	----------------	----------------------------------	----------------------

TRAVERTINA RAW 20 x 20 | 20 x 10

SLAB

KLEAN-BLOC

Stonedge
*** COLLECTION



A. 2 ¼ x 20 x 10
B. 2 ¼ x 20 x 20

70.83 ft²/pal
1 row of 42.5 lin. ft
1812 lbs

17 units of A
20 x 10: 1.39 ft²/unit
17 units of B
20 x 20: 2.78 ft²/unit

A. 57 x 508 x 254
B. 57 x 508 x 508

6.58 m²/pal
1 row of 12.95 lin. ft
822 kg

17 units of A
20 x 10: 0.13 m²/unit
17 units of B
20 x 20: 0.26 m²/unit

006189 Riviera **KLEAN-BLOC**
006190 Rock Garden Brown **KLEAN-BLOC**
006191 Ivory **KLEAN-BLOC**

13.37/\$F
13.37/\$F
13.37/\$F

PALLETIZED UPRIGHT

TRAVERTINA RAW 20 x 30

SLAB

KLEAN-BLOC

Stonedge
*** COLLECTION



2 ¼ x 20 x 30
70.83 ft²/pal
4.17 ft²/unit
28.3 lin. ft/row (depth)
42.5 lin. ft/row (length)
1822 lbs

17 units

57 x 508 x 762
6.58 m²/pal
0.39 m²/unit
8.64 lin. m/row (depth)
12.95 lin. m/row (length)
826 kg

17 units

006192 Riviera **KLEAN-BLOC**
006193 Rock Garden Brown **KLEAN-BLOC**
006194 Ivory **KLEAN-BLOC**

13.37/\$F
13.37/\$F
13.37/\$F

PALLETIZED UPRIGHT

TRAVERTINA RAW 30 x 30

SLAB

KLEAN-BLOC

Stonedge
*** COLLECTION



2 ¼ x 30 x 30
106.25 ft²/pal
6.25 ft²/unit
42.5 lin. ft/row
2667 lbs

17 units

57 x 762 x 762
9.87 m²/pal
0.58 m²/unit
12.95 lin. m/row
1210 kg

17 units

006186 Riviera **KLEAN-BLOC**
006187 Rock Garden Brown **KLEAN-BLOC**
006188 Ivory **KLEAN-BLOC**


15.94/\$F
15.94/\$F
15.94/\$F

PALLETIZED UPRIGHT

PAVERS

PAVERS	SPECS - IMPERIAL	SPECS - METRIC	AVAILABLE COLORS & PRODUCT CODES	\$ / UNIT OF MEASURE
--------	------------------	----------------	----------------------------------	----------------------

ANTIKA PAVER SMOOTH



Thickness: 2 3/8"
 87 ft²/pal
 9 rows of 9.67 ft²
 2.183 lbst

Thickness: 60 mm
 8.10 m²/pal
 9 rows of 0.90 m²
 990 kg

005645	Sandlewood	6.32/SF
005646	Shale Grey	6.32/SF
005647	Chestnut Brown	6.32/SF
005656	Onyx Black	6.91/SF
005657	Chocolate Brown	6.91/SF

AQUASTORM PAVER PERMEABLE




3 15/16 x 10 1/16 x 20 1/16
 78.39 ft²/pal
 7 rows of 11.20 ft²
 2.445 lbs
 7 rows of 8 units

100 x 255 x 510
 7.28 m²/pal
 11 rows of 1 m²
 1.018 kg
 7 rows of 8 units

005541	Grey	6.74/SF
--------	------	---------



BLU 80 MM PAVER SLATE / HD²



A. 3 1/8 x 13 x 6 1/2 32 units
B. 3 1/8 x 13 x 13 32 units
C. 3 1/8 x 13 x 19 1/2 16 units

84.96 ft²/pal
 8 rows of 10.62 ft²
 9.75 lin. ft/row
 3.246 lbs


A. 80 x 330 x 165 32 units
B. 80 x 330 x 330 32 units
C. 80 x 330 x 495 16 units

7.90 m²/pal
 8 rows of 0.99 m²
 2.97 lin. m/row
 1.472 kg

SLATE		
000001	Sandlewood	8.46/SF
000002	Shale Grey	8.46/SF
000004	Champlain Grey	8.46/SF
000006	Chestnut Brown	8.46/SF

HD² SLATE		
009291	Shale Grey HD²	9.57/SF
009292	Champlain Grey HD²	9.57/SF
009293	Chestnut Brown HD²	9.57/SF
008979	Sandlewood HD²	9.57/SF

BLU 80 MM PAVER SMOOTH / HD²



A. 3 1/8 x 13 x 6 1/2 32 units
B. 3 1/8 x 13 x 13 32 units
C. 3 1/8 x 13 x 19 1/2 16 units

84.96 ft²/pal
 8 rows of 10.62 ft²
 9.75 lin. ft/row
 3.280 lbs


A. 80 x 330 x 165 32 units
B. 80 x 330 x 330 32 units
C. 80 x 330 x 495 16 units

7.90 m²/pal
 8 rows of 0.99 m²
 2.97 lin. m/row
 1.488 kg

SMOOTH		
000020	Shale Grey	8.46/SF
000021	Chestnut Brown	8.46/SF
007109	Champlain Grey	8.46/SF
007604	Onyx Black	9.26/SF
007605	Greyed Nickel	9.26/SF
007830	Beige Cream	9.26/SF

HD² SMOOTH		
005533	Shale Grey HD²	9.57/SF
005534	Chestnut Brown HD²	9.57/SF
005535	Champlain Grey HD²	9.57/SF
005536	Onyx Black HD²	10.38/SF
008974	Greyed Nickel HD²	10.38/SF

BLU 80 MM PAVER POLISHED — ON ORDER*



A. 3 x 13 x 6 1/2 32 units
B. 3 x 13 x 13 32 units
C. 3 x 13 x 19 1/2 6 units

84.96 ft²
 8 rows of 10.62 ft²
 9.75 lin. ft/row
 3.042 lbs

A. 76 x 330 x 165 32 units
B. 76 x 330 x 330 32 units
C. 76 x 330 x 495 16 units

7.90 m²
 8 rows of 0.99 m²
 2.97 lin. m/row
 1.380 kg

000017	Shale Grey	15.03/SF
000018	Chestnut Brown	15.03/SF
007740	Onyx Black	15.84/SF
007739	Greyed Nickel	15.84/SF
007831	Beige Cream	15.84/SF

*Minimum Sales QTY 500 SF

PAVERS

SPECS - IMPERIAL

SPECS - METRIC

AVAILABLE COLORS
& PRODUCT CODES

\$/ UNIT OF
MEASURE

BLU 80 MM (6"x13") PAVER SLATE / HD²



3 1/8 x 13 x 6 1/2

84.40 ft²/pal

8 rows of 10.55 ft²

19.49 lin. ft/row (depth)

9.74 lin. ft/row (length)

3133 lbs

144 units

80 x 330 x 165

7.84 m²/pal

8 rows of 0.98 m²

5.94 lin. m/row (depth)

2.97 lin. m/row (length)

1421 kg

144 units

SLATE

007816	Shale Grey	8.46/SF
007818	Champlain Grey	8.46/SF
007820	Chestnut Brown	8.46/SF
007821	Onyx Black	9.26/SF
007822	Chocolate Brown	9.26/SF

HD² SLATE

009294	Shale Grey HD ²	9.57/SF
009296	Chestnut Brown HD ²	9.57/SF
009295	Champlain Grey HD ²	9.57/SF
009297	Onyx Black HD ²	10.38/SF

BLU 80 MM (6"x13") PAVER SMOOTH / HD²



3 1/8 x 13 x 6 1/2

84.40 ft²/pal

8 rows of 10.55 ft²

19.49 lin. ft/row (depth)

9.74 lin. ft/row (length)

3133 lbs

144 units

80 x 330 x 165

7.84 m²/pal

8 rows of 0.98 m²

5.94 lin. m/row (depth)

2.97 lin. m/row (length)

1421 kg

144 units

SMOOTH

007823	Shale Grey	8.46/SF
007826	Chestnut Brown	8.46/SF
007824	Champlain Grey	8.46/SF
007825	Onyx Black	9.26/SF
007828	Greyed Nickel	9.26/SF
007829	Beige Cream	9.26/SF
007827	Chocolate Brown	9.26/SF

HD² SMOOTH

005537	Shale Grey HD ²	9.57/SF
005538	Chestnut Brown HD ²	9.57/SF
005539	Champlain Grey HD ²	9.57/SF
005540	Onyx Black HD ²	10.38/SF
008975	Greyed Nickel HD ²	10.38/SF

EVA PAVER SLATE / SMOOTH

A



A. 2 3/8 x 8 3/4 x 4 3/8 132 units

B. 2 3/8 x 8 3/4 x 8 3/4 99 units

C. 2 3/8 x 8 3/4 x 13 3/16 55 units

B



132.48 ft²/pal

11 rows of 12.04 ft²

16.46 lin. ft/row

3569 lbs

C



A. 60 x 223 x 112 132 units

B. 60 x 223 x 223 99 units

C. 60 x 223 x 335 55 units

12.31 m²/pal

11 rows of 1.12 m²

5.02 lin. m/row

1619kg

SLATE

007833	Sandlewood	4.88/SF
007835	Champlain Grey	4.88/SF
007837	Chestnut Brown	4.88/SF
008160	Shale Grey	4.88/SF

SMOOTH

006911	Champlain Grey	4.88/SF
006912	Chestnut Brown	4.88/SF
006910	Shale Grey	4.88/SF
006913	Onyx Black	5.41/SF

LINEA SMALL RECTANGLES PAVER

A



A. 3 15/16 x 3 15/16 x 8 7/8

B. 3 15/16 x 3 15/16 x 12 13/16

C. 3 15/16 x 3 15/16 x 16 3/4

B



80.81 ft²/pal

7 rows of 11.54 ft²

35.25 lin. ft/row

3730 lbs

C



A. 100 x 100 x 225

B. 100 x 100 x 325

C. 100 x 100 x 425

7.51 m²/pal

7 rows of 1.07 m²

10.74 lin. m/row

1692 kg




77 units of each

002472	Shale Grey	8.28/SF
002473	Champlain Grey	8.28/SF
002474	Chestnut Brown	8.28/SF
005215	Onyx Black	9.32/SF

PAVERS


PAVERS	SPECS - IMPERIAL	SPECS - METRIC	AVAILABLE COLORS & PRODUCT CODES	\$ / UNIT OF MEASURE
--------	------------------	----------------	----------------------------------	----------------------

LINEA LARGE RECTANGLES PAVER

A 	A. $3 \frac{1}{16} \times 5 \frac{7}{8} \times 8 \frac{7}{8}$	A. $100 \times 150 \times 225$	007001 Shale Grey	8.28/SF
B 	B. $3 \frac{1}{16} \times 5 \frac{7}{8} \times 12 \frac{1}{16}$	B. $100 \times 150 \times 325$	007002 Champlain Grey	8.28/SF
C 	C. $3 \frac{1}{16} \times 5 \frac{7}{8} \times 16 \frac{3}{4}$	C. $100 \times 150 \times 425$	007003 Chestnut Brown	8.28/SF
	77.14 ft ² /pal	7.17 m ² /pal	005660 Onyx Black	9.32/SF
	7 rows of 11.02 ft ²	7 rows of 1.02 m ²		
	22.40 lin. ft/row	6.83 lin. m/row		
	3631 lbs	1647 kg		
	49 units of each	49 units of each		




MIKA PAVER KLEAN-BLOC

Stonedge
*** COLLECTION

	$2 \frac{3}{4} \times 4 \frac{7}{16} \times 11$	$70 \times 112 \times 279$	006246 Rock Garden Brown KLEAN-BLOC	14.37/SF
	107.63 ft ² /pal	10 m ² /pal	006247 Onyx Black KLEAN-BLOC	14.37/SF
	10 rows of 10.76 ft ²	10 rows of 1 m ²		
	3 012 lbs	1 366 kg		
	320 units	320 units		




MISTA RANDOM PAVER PERMEABLE




A 	A. $2 \frac{9}{16} \times 7 \frac{7}{8} \times 3 \frac{15}{16}$ 80 units	A. $65 \times 200 \times 100$ 80 units	000069 Sandlewood	6.51/SF
B 	B. $2 \frac{9}{16} \times 7 \frac{7}{8} \times 7 \frac{7}{8}$ 100 units	B. $65 \times 200 \times 200$ 100 units	000070 Shale Grey	6.51/SF
C 	C. $2 \frac{9}{16} \times 7 \frac{7}{8} \times 11 \frac{13}{16}$ 90 units	C. $65 \times 200 \times 300$ 90 units	000072 Champlain Grey	6.51/SF
	116.20 ft ² /pal	10.80 m ² /pal	000074 Chestnut Brown	6.51/SF
	10 rows of 11.62 ft ²	10 rows of 1.08 m ²		
	17.71 lin. ft/row	5.40 lin. m/row		
	3356 lbs	1522 kg		

PURE PAVER PERMEABLE




A 	A. $3 \frac{1}{8} \times 9 \times 9$	A. $80 \times 229 \times 229$	007792 Sandlewood	6.69/SF
B 	B. $3 \frac{1}{8} \times 9 \times 12$	B. $80 \times 229 \times 305$	007793 Shale Grey	6.69/SF
C 	C. $3 \frac{1}{8} \times 9 \times 15$	C. $80 \times 229 \times 381$	007794 Chestnut Brown	6.69/SF
	90 ft ² /pal	8.36 m ² /pal	007795 Champlain Grey	6.69/SF
	8 rows of 11.25 ft ²	8 rows of 1.05 m ²		
	15.00 lin. ft/row	4.57 lin. m/row		
	3 175 lbs	1 440 kg		
	40 units of each	40 units of each		

SLEEK PAVER HD²

	$3 \frac{1}{16} \times 15 \frac{7}{8} \times 31 \frac{1}{16}$	$90 \times 404 \times 811$	004824 Shale Grey HD²	10.06/SF
	84.59 ft ² /pal	7.86 m ² /pal	004826 Champlain Grey HD²	10.06/SF
	8 rows of 10.57 ft ²	8 rows of 0.98 m ²	004825 Chestnut Brown HD²	10.06/SF
	7.98 lin. ft/row (length)	2.43 lin. m/row (length)	004829 Greyed Nickel HD²	11.04/SF
	3.98 lin. ft/row (depth)	1.21 lin. m/row (depth)	004827 Onyx Black HD²	11.04/SF
	3543 lbs	1 607 kg	004828 Beige Cream HD²	11.04/SF
	8 rows of 3 units	8 rows of 3 units	008220 Silver Granite HD²	11.56/SF

SQUADRA PAVER SLATE

	$2 \frac{3}{8} \times 3 \frac{1}{4} \times 3 \frac{1}{4}$	$60 \times 83 \times 83$	005658 Shale Grey	8.38/SF
	73.41 ft ² /pal	6.82 m ² /pal	005662 Chestnut Brown	8.38/SF
	9 rows of 8.16 ft ²	9 rows of 0.76 m ²	005663 Merlot	8.38/SF
	1 892 lbs	858 kg	005659 Onyx Black	9.28/SF
	9 rows of 110 units	9 rows of 110 units		

PAVERS	SPECS – IMPERIAL	SPECS – METRIC	AVAILABLE COLORS & PRODUCT CODES	\$ / UNIT OF MEASURE
--------	------------------	----------------	----------------------------------	----------------------

TRAVERTINA RAW

PAVER **KLEAN-BLOC**

Stonedge
*** COLLECTION



2 3/4 x 4 7/16 x 11
107.63 ft²/pal
10 rows of 10.76 ft²
2 967 lbs
320 units

70 x 112 x 279
10 m²/pal
10 rows of 1 m²
1 346 kg
320 units

006200 Ivory **KLEAN-BLOC** 14.37/\$F
006199 Rock Garden Brown **KLEAN-BLOC** 14.37/\$F
006198 Riviera **KLEAN-BLOC** 14.37/\$F

VALET PAVES



2 3/8 x 6 1/2 x 6 1/2
92.31 ft²/pal
9 rows of 10.26 ft²
18.95 lin. ft/row
2 381 lbs
315 units

60 x 165 x 165
8.58 m²/pal
9 rows of 0.95 m²
5.78 lin. m/row
1 080 kg
315 units

004845 Shale Grey 7.16/\$F
004847 Champlain Grey 7.16/\$F
004848 Chestnut Brown 7.16/\$F
004849 Onyx Black 8.06/\$F

VICTORIEN 60 MM

PAVER




2 3/8 x 4 1/4 x 8 1/2
123.70 ft²/pal
11 rows of 11.25 ft²
15.87 lin. ft/row (depth)
31.74 lin. ft/row (length)
4 units/ft²
3 481 lbs
495 units

60 x 108 x 216
11.50 m²/pal
11 rows of 1.05 m²
4.84 lin. m/row (depth)
9.68 lin. m/row (length)
43.10 units/m²
1 579 kg
495 units

000055 Shale Grey 4.63/\$F
000060 Onyx Black 5.01/\$F
000061 Chocolate Brown 5.01/\$F

VILLAGIO PAVES PERMEABLE



A. 2 3/8 x 5 1/8 x 5 1/8 77 units
B. 2 3/8 x 5 1/8 x 6 3/16 77 units
C. 2 3/8 x 5 1/8 x 7 3/16 154 units
D. 2 3/8 x 5 1/8 x 8 1/16 154 units
117 ft²/pal
11 rows of 10.64 ft²
24.94 lin. ft/row
3 029 lbs

A. 60 x 130 x 130 77 units
B. 60 x 130 x 160 77 units
C. 60 x 130 x 185 154 units
D. 60 x 130 x 215 154 units
10.88 m²/pal
11 rows of 0.99 m²
7.61 lin. m/row
1 374 kg

000154 Sandlewood 6.63/\$F
000155 Shale Grey 6.63/\$F
000157 Champlain Grey 6.63/\$F
000160 Chestnut Brown 6.63/\$F
005549 Merlot 6.63/\$F
005638 Onyx Black 7.82/\$F
005639 Chocolate Brown 7.82/\$F

WESTMOUNT PAVES HD²



3 1/8 x 2 3/8 x 9 7/16
79.36 ft²/pal
9.92 ft²/row
12.60 lin. ft/row
2 952 lbs
512 units

80 x 60 x 240
7.37 m²/pal
0.92 m²/row
3.84 lin. m/row
1 339 kg
512 units

006678 Shale Grey **HD²** 9.09/\$F
006680 Chestnut Brown **HD²** 9.09/\$F
006681 Merlot **HD²** 9.09/\$F
006679 Onyx Black **HD²** 10.09/\$F

COMMERCIAL PAVERS

COMMERCIAL PAVERS	SPECS - IMPERIAL	SPECS - METRIC	AVAILABLE COLORS & PRODUCT CODES	\$ / UNIT OF MEASURE
-------------------	------------------	----------------	----------------------------------	----------------------

DIAMOND PAVER HD²



3 15/16 x 7 7/8 x 12 5/16	100 x 181 x 313
74.47 ft ² /pal	6.92 m ² /pal
7 rows of 10.64 ft ²	7 rows of 0.99 m ²
20.74 lin. ft/row	6.32 lin. m/row
17.79 lin. ft/row	5.42 lin. m/row
3 469 lbs	1 573 kg
245 units	245 units

STOCK - SMOOTH

009282	Chestnut Brown HD ²	12.41/SF
009283	Shale Grey HD ²	12.41/SF
009279	Greyed Nickel HD ²	13.15/SF
009280	Onyx Black HD ²	13.15/SF
009281	Beige Cream HD ²	13.15/SF

ON ORDER - GRANITEX*

009288	Chestnut Brown HD ²	15.72/SF
009289	Shale Grey HD ²	15.72/SF
009285	Greyed Nickel HD ²	16.46/SF
009286	Onyx Black HD ²	16.46/SF
009287	Beige Cream HD ²	16.46/SF

*Minimum Sales QTY 500 SF

HEXA 100 mm PAVER HD²



3 15/16 x 9 x 15 3/16	100 x 228 x 385
61.44 ft ² /pal	5.71 m ² /pal
8.78 ft ² /row	0.82 m ² /row
2 980 lbs	1 352 kg
7 rows of 12 units	7 rows of 12 units

006735	Shale Grey HD ²	11.31/SF
006737	Chestnut Brown HD ²	11.31/SF
006738	Greyed Nickel HD ²	12.07/SF
006739	Beige Cream HD ²	12.07/SF
006736	Onyx Black HD ²	12.07/SF

HYDRA PAVER PERMEABLE



3 15/16 x 7 7/8 x 11 13/16	100 x 200 x 300
62 ft ² /pal	5.76 m ² /pal
8 rows of 7.75 ft ²	8 rows of 0.72 m ²
11.80 lin. ft/row	3.60 lin. m/row
2 811 lbs	1 275 kg
96 units	96 units

009445	Shale Grey	8.56/SF
009446	Chestnut Brown	8.56/SF
009444	Grey	8.56/SF



INDUSTRIA 150 x 150 150 SERIES HD² - ON ORDER*



3 15/16 x 5 7/8 x 5 7/8	100 x 150 x 150
71.20 ft ² /pal	6.62 m ² /pal
7 rows of 10.17 ft ²	7 rows of 0.95 m ²
20.67 lin. ft/row	6.30 lin. m/row
3 357 lbs	1 523 kg
294 units	294 units

SMOOTH

008365	Shale Grey HD ²	10.84/SF
008359	Chestnut Brown HD ²	10.84/SF
008361	Greyed Nickel HD ²	11.57/SF
008357	Beige Cream HD ²	11.57/SF
008362	Onyx Black HD ²	11.57/SF
008364	Salt & Pepper HD ²	11.57/SF
008229	Silver Granite HD ²	12.09/SF

GRANITEX

008375	Shale Grey HD ²	14.15/SF
008369	Chestnut Brown HD ²	14.15/SF
008371	Greyed Nickel HD ²	14.88/SF
008367	Beige Cream HD ²	14.88/SF
008372	Onyx Black HD ²	14.88/SF
008374	Salt & Pepper HD ²	14.88/SF

3 7/8 x 5 7/8 x 5 7/8	98 x 150 x 150
-----------------------	----------------

POLISHED

008383	Shale Grey HD ²	14.88/SF
008379	Chestnut Brown HD ²	14.88/SF
008380	Greyed Nickel HD ²	15.62/SF
008377	Beige Cream HD ²	15.62/SF
008381	Onyx Black HD ²	15.62/SF

*Minimum Sales QTY 2,000 SF

COMMERCIAL PAVERS

COMMERCIAL PAVERS

SPECS - IMPERIAL

SPECS - METRIC

AVAILABLE COLORS
& PRODUCT CODES

\$ / UNIT OF
MEASURE

INDUSTRIA 200 x 200 200 SERIES HD² - ON ORDER*



3 15/16 x 7 7/8 x 7 7/8	100 x 200 x 200
60.28 ft ² /pal	5.60 m ² /pal
7 rows of 8.61 ft ²	7 rows of 0.80 m ²
13.12 lin. ft/row	4 lin. m/row
2863 lbs	1299 kg
140 units	140 units

SMOOTH		
008389	Shale Grey HD ²	10.84/SF
008385	Chestnut Brown HD ²	10.84/SF
008387	Onyx Black HD ²	11.57/SF
008384	Beige Cream HD ²	11.57/SF
008386	Greyed Nickel HD ²	11.57/SF
008231	Salt & Pepper HD ²	11.57/SF
008232	Silver Granite HD ²	12.12/SF

GRANITEX		
008395	Shale Grey HD ²	14.15/SF
008391	Chestnut Brown HD ²	14.15/SF
008393	Onyx Black HD ²	14.88/SF
008390	Beige Cream HD ²	14.88/SF
008392	Greyed Nickel HD ²	14.88/SF
008230	Salt & Pepper HD ²	14.88/SF

3 7/8 x 7 7/8 x 7 7/8	98 x 200 x 200
-----------------------	----------------

POLISHED		
008401	Shale Grey HD ²	14.88/SF
008397	Chestnut Brown HD ²	14.88/SF
008399	Onyx Black HD ²	15.62/SF
008396	Beige Cream HD ²	15.62/SF
008398	Greyed Nickel HD ²	15.62/SF

*Minimum Sales QTY 2,000 SF

INDUSTRIA 200 x 400 200 SERIES HD² - ON ORDER*



3 15/16 x 7 7/8 x 15 3/4	100 x 200 x 400
60.28 ft ² /pal	5.60 m ² /pal
7 rows of 8.61 ft ²	7 rows of 0.80 m ²
6.56 lin. ft/row (depth)	2 lin. m/row (depth)
13.12 lin. ft/row (length)	4 lin. m/row (length)
2862 lbs	1298kg
70 units	70 units

SMOOTH		
008407	Shale Grey HD ²	10.84/SF
008403	Chestnut Brown HD ²	10.84/SF
008405	Onyx Black HD ²	11.57/SF
008402	Beige Cream HD ²	11.57/SF
008404	Greyed Nickel HD ²	11.57/SF
008234	Salt & Pepper HD ²	11.57/SF
008235	Silver Granite HD ²	12.12/SF

GRANITEX		
008413	Shale Grey HD ²	14.15/SF
008409	Chestnut Brown HD ²	14.15/SF
008411	Onyx Black HD ²	14.88/SF
008408	Beige Cream HD ²	14.88/SF
008410	Greyed Nickel HD ²	14.88/SF
008233	Salt & Pepper HD ²	14.88/SF

3 7/8 x 7 7/8 x 15 3/4	98 x 200 x 400
------------------------	----------------


POLISHED		
008419	Shale Grey HD ²	14.88/SF
008415	Chestnut Brown HD ²	14.88/SF
008417	Onyx Black HD ²	15.62/SF
008414	Beige Cream HD ²	15.62/SF
008416	Greyed Nickel HD ²	15.62/SF

*Minimum Sales QTY 2,000 SF

COMMERCIAL PAVERS

COMMERCIAL PAVERS	SPECS - IMPERIAL	SPECS - METRIC	AVAILABLE COLORS & PRODUCT CODES	\$ / UNIT OF MEASURE
-------------------	------------------	----------------	----------------------------------	----------------------

INDUSTRIA 300 x 100 300 SERIES HD²



3 15/16 x 11 13/16 x 3 15/16	100 x 300 x 100
74.59 ft ² /pal	6.93 m ² /pal
7 rows of 10.66 ft ²	7 rows of 0.99 m ²
32.48 lin. ft/row (depth)	9.90 lin. m/row (depth)
10.83 lin. ft/row (length)	3.30 lin. m/row (length)
3412 lbs	1548 kg
231 units	231 units

STOCK - SMOOTH		
006149	Shale Grey HD ²	10.84/SF
006150	Chestnut Brown HD ²	10.84/SF
006153	Onyx Black HD ²	11.57/SF
006152	Beige Cream HD ²	11.57/SF
006151	Greyed Nickel HD ²	11.57/SF

ON ORDER - SMOOTH*		
006523	Salt & Pepper HD ²	11.57/SF
008223	Silver Granite HD ²	11.99/SF

ON ORDER - GRANITEX*		
006159	Shale Grey HD ²	14.15/SF
006160	Chestnut Brown HD ²	14.15/SF
006163	Onyx Black HD ²	14.88/SF
006162	Beige Cream HD ²	14.88/SF
006161	Greyed Nickel HD ²	14.88/SF
006531	Salt & Pepper HD ²	14.88/SF

3 7/8 x 11 13/16 x 3 15/16	98 x 300 x 100	ON ORDER - POLISHED*	
		006154	Shale Grey HD ² 14.88/SF
		006155	Chestnut Brown HD ² 14.88/SF
		006158	Onyx Black HD ² 15.62/SF
		006157	Beige Cream HD ² 15.62/SF
		006156	Greyed Nickel HD ² 15.62/SF

*Minimum Sales QTY 500 SF, except Salt & Pepper and Silver Granite with a 2,000 SF min

INDUSTRIA 300 x 150 300 SERIES HD²



3 15/16 x 11 13/16 x 5 7/8	100 x 300 x 150
71.20 ft ² /pal	6.62 m ² /pal
7 rows of 10.17 ft ²	7 rows of 0.95 m ²
20.67 lin. ft/row (depth)	6.30 lin. m/row (depth)
10.33 lin. ft/row (length)	3.15 lin. m/row (length)
3288 lbs	1491 kg
147 units	147 units

STOCK - SMOOTH		
008446	Shale Grey HD ²	10.84/SF
008440	Chestnut Brown HD ²	10.84/SF
008443	Onyx Black HD ²	11.57/SF
008439	Beige Cream HD ²	11.57/SF
008442	Greyed Nickel HD ²	11.57/SF

ON ORDER - SMOOTH*		
008445	Salt & Pepper HD ²	11.57/SF
008226	Silver Granite HD ²	12.09/SF

ON ORDER - GRANITEX*		
008455	Shale Grey HD ²	14.15/SF
008449	Chestnut Brown HD ²	14.15/SF
008452	Onyx Black HD ²	14.88/SF
008448	Beige Cream HD ²	14.88/SF
008451	Greyed Nickel HD ²	14.88/SF
008454	Salt & Pepper HD ²	14.88/SF

3 7/8 x 11 13/16 x 5 7/8	98 x 300 x 150	ON ORDER - POLISHED*	
		008462	Shale Grey HD ² 14.88/SF
		008458	Chestnut Brown HD ² 14.88/SF
		008460	Onyx Black HD ² 15.62/SF
		008457	Beige Cream HD ² 15.62/SF
		008459	Greyed Nickel HD ² 15.62/SF

*Minimum Sales QTY 500 SF, except Salt & Pepper and Silver Granite with a 2,000 SF min

COMMERCIAL PAVERS

COMMERCIAL PAVERS


SPECS - IMPERIAL

SPECS - METRIC

AVAILABLE COLORS
& PRODUCT CODES

\$ / UNIT OF
MEASURE

INDUSTRIA 300 x 300 300 SERIES HD²



3 15/16 x 11 13/16 x 11 13/16
81.38 ft²/pal
7 rows of 11.63 ft²
11.81 lin. ft/row
3725 lbs
84 units

100 x 300 x 300
7.56 m²/pal
7 rows of 1.08 m²
3.60 lin. m/row
1690 kg
84 units

STOCK - SMOOTH

008468	Shale Grey HD ²	10.84/SF
008464	Chestnut Brown HD ²	10.84/SF
008466	Onyx Black HD ²	11.57/SF
008463	Beige Cream HD ²	11.57/SF
008465	Greyed Nickel HD ²	11.57/SF

ON ORDER - SMOOTH*

008257	Salt & Pepper HD ²	11.57/SF
008258	Silver Granite HD ²	12.09/SF

ON ORDER - GRANITEX*

008475	Shale Grey HD ²	14.15/SF
008471	Chestnut Brown HD ²	14.15/SF
008473	Onyx Black HD ²	14.88/SF
008470	Beige Cream HD ²	14.88/SF
008472	Greyed Nickel HD ²	14.88/SF
008256	Salt & Pepper HD ²	14.88/SF

3 7/8 x 11 13/16 x 11 13/16

98 x 300 x 300

ON ORDER - POLISHED*

008482	Shale Grey HD ²	14.88/SF
008478	Chestnut Brown HD ²	14.88/SF
008480	Onyx Black HD ²	15.62/SF
008477	Beige Cream HD ²	15.62/SF
008479	Greyed Nickel HD ²	15.62/SF

*Minimum Sales QTY 500 SF, except
Salt & Pepper and Silver Granite with a
2,000 SF min

INDUSTRIA TRIANGLE 300 x 300 300 SERIES HD²



3 15/16 x 11 13/16 x 11 13/16
81.38 ft²/pal
7 rows of 11.63 ft²
16.70 lin. ft/row
1903 lbs
168 units

100 x 300 x 300
7.56 m²/pal
7 rows of 1.08 m²
5.09 lin. m/row
863 kg
168 units

STOCK - SMOOTH

006124	Shale Grey HD ²	10.84/SF
006125	Chestnut Brown HD ²	10.84/SF
006126	Onyx Black HD ²	11.57/SF
006128	Beige Cream HD ²	11.57/SF
006127	Greyed Nickel HD ²	11.57/SF

ON ORDER - SMOOTH*

009029	Salt & Pepper HD ²	11.57/SF
009030	Silver Granite HD ²	12.31/SF

ON ORDER - GRANITEX*

006134	Shale Grey HD ²	14.15/SF
006135	Chestnut Brown HD ²	14.15/SF
006136	Onyx Black HD ²	14.88/SF
006138	Beige Cream HD ²	14.88/SF
006137	Greyed Nickel HD ²	14.88/SF
009028	Salt & Pepper HD ²	14.88/SF

3 7/8 x 11 13/16 x 11 13/16

98 x 300 x 300

ON ORDER - POLISHED*

006129	Shale Grey HD ²	14.88/SF
006130	Chestnut Brown HD ²	14.88/SF
006131	Onyx Black HD ²	15.62/SF
006133	Beige Cream HD ²	15.62/SF
006132	Greyed Nickel HD ²	15.62/SF

*Minimum Sales QTY 500 SF, except
Salt & Pepper and Silver Granite with a
2,000 SF min

COMMERCIAL PAVERS

COMMERCIAL PAVERS	SPECS - IMPERIAL	SPECS - METRIC	AVAILABLE COLORS & PRODUCT CODES	\$ / UNIT OF MEASURE
-------------------	------------------	----------------	----------------------------------	----------------------

INDUSTRIA TACTILE 300 x 300 300 SERIES HD² — ON ORDER*



3 15/16 x 11 13/16 x 11 13/16	100 x 300 x 300
81.38 ft ² /pal	7.56 m ² /pal
7 rows of 11.63 ft ²	7 rows of 1.08 m ²
11.81 lin. ft/row	3.60 lin. m/row
3725 lbs	1690 kg
84 units	84 units

*No minimum required

006651	Shale Grey HD ²	14.25/SF
006647	Chestnut Brown HD ²	14.25/SF
006649	Onyx Black HD ²	15.47/SF
006646	Beige Cream HD ²	15.47/SF
006648	Greyed Nickel HD ²	15.47/SF
009054	Salt & Pepper HD ²	15.47/SF
009027	Silver Granite HD ²	15.99/SF

INDUSTRIA 450 x 100 450 SERIES HD² — ON ORDER*



3 15/16 x 3 15/16 x 17 11/16	100 x 100 x 450
74.59 ft ² /pal	6.93 m ² /pal
7 rows of 10.66 ft ²	7 rows of 0.99 m ²
32.48 lin. ft/row (depth)	9.90 lin. m/row (depth)
7.22 lin. ft/row (length)	2.20 lin. m/row (length)
3516 lbs	1595 kg
154 units	154 units

SMOOTH		
008489	Shale Grey HD ²	10.84/SF
008485	Chestnut Brown HD ²	10.84/SF
008487	Onyx Black HD ²	11.57/SF
008483	Beige Cream HD ²	11.57/SF
008486	Greyed Nickel HD ²	11.57/SF
008260	Salt & Pepper HD ²	11.57/SF
008261	Silver Granite HD ²	12.09/SF

GRANITEX		
008497	Shale Grey HD ²	14.15/SF
008493	Chestnut Brown HD ²	14.15/SF
008495	Onyx Black HD ²	14.88/SF
008491	Beige Cream HD ²	14.88/SF
008494	Greyed Nickel HD ²	14.88/SF
008259	Salt & Pepper HD ²	14.88/SF

3 7/8 x 3 15/16 x 17 11/16	98 x 100 x 450
----------------------------	----------------

POLISHED		
008504	Shale Grey HD ²	14.88/SF
008500	Chestnut Brown HD ²	14.88/SF
008502	Onyx Black HD ²	15.62/SF
008498	Beige Cream HD ²	15.62/SF
008501	Greyed Nickel HD ²	15.62/SF

*Minimum Sales QTY 2,000 SF

INDUSTRIA 450 x 150 450 SERIES HD² — ON ORDER*



3 15/16 x 5 7/8 x 17 11/16	100 x 150 x 450
71.20 ft ² /pal	6.62 m ² /pal
7 rows of 10.17 ft ²	7 rows of 0.95 m ²
20.67 lin. ft/row (depth)	6.30 lin. m/row (depth)
6.89 lin. ft/row (length)	2.10 lin. m/row (length)
3357 lbs	1523 kg
98 units	98 units

SMOOTH		
008513	Shale Grey HD ²	10.84/SF
008507	Chestnut Brown HD ²	10.84/SF
008509	Greyed Nickel HD ²	11.57/SF
008505	Beige Cream HD ²	11.57/SF
008510	Onyx Black HD ²	11.57/SF
008512	Salt & Pepper HD ²	11.57/SF
008268	Silver Granite HD ²	12.09/SF

GRANITEX		
008523	Shale Grey HD ²	14.15/SF
008517	Chestnut Brown HD ²	14.15/SF
008519	Greyed Nickel HD ²	14.88/SF
008515	Beige Cream HD ²	14.88/SF
008520	Onyx Black HD ²	14.88/SF
008522	Salt & Pepper HD ²	14.88/SF

3 7/8 x 5 7/8 x 17 11/16	98 x 150 x 450
--------------------------	----------------

POLISHED		
008531	Shale Grey HD ²	14.88/SF
008527	Chestnut Brown HD ²	14.88/SF
008528	Greyed Nickel HD ²	15.62/SF
008525	Beige Cream HD ²	15.62/SF
008529	Onyx Black HD ²	15.62/SF

*Minimum Sales QTY 2,000 SF

COMMERCIAL PAVERS

COMMERCIAL PAVERS

SPECS – IMPERIAL

SPECS – METRIC

AVAILABLE COLORS
& PRODUCT CODES

\$ / UNIT OF
MEASURE

INDUSTRIA 450 x 300 450 SERIES HD² – ON ORDER*



3 15/16 x 11 13/16 x 17 11/16	100 x 300 x 450
61.03 ft ² /pal	5.67 m ² /pal
7 rows of 8.72 ft ²	7 rows of 0.81 m ²
8.86 lin. ft/row (depth)	2.70 lin. m/row (depth)
5.91 lin. ft/row (length)	1.80 lin. m/row (length)
2883 lbs	1308 kg
42 units	42 units

SMOOTH

008538	Shale Grey HD ²	10.84/SF
008534	Chestnut Brown HD ²	10.84/SF
008536	Onyx Black HD ²	11.57/SF
008532	Beige Cream HD ²	11.57/SF
008535	Greyed Nickel HD ²	11.57/SF
008270	Salt & Pepper HD ²	11.57/SF
008271	Silver Granite HD ²	12.12/SF

GRANITEX

008546	Shale Grey HD ²	14.15/SF
008542	Chestnut Brown HD ²	14.15/SF
008544	Onyx Black HD ²	14.88/SF
008540	Beige Cream HD ²	14.88/SF
008543	Greyed Nickel HD ²	14.88/SF
008269	Salt & Pepper HD ²	14.88/SF

3 7/8 x 11 13/16 x 17 11/16	98 x 300 x 450
-----------------------------	----------------

POLISHED

008554	Shale Grey HD ²	14.88/SF
008550	Chestnut Brown HD ²	14.88/SF
008552	Onyx Black HD ²	15.62/SF
008548	Beige Cream HD ²	15.62/SF
008551	Greyed Nickel HD ²	15.62/SF

*Minimum Sales QTY 2,000 SF

INDUSTRIA 600 x 100 600 SERIES HD² – ON ORDER*



3 15/16 x 23 5/8 x 3 15/16	100 x 600 x 100
45.21 ft ² /pal	4.20 m ² /pal
7 rows of 6.46 ft ²	7 rows of 0.60 m ²
19.69 lin. ft/row (depth)	6 lin. m/row (depth)
3.28 lin. ft/row (length)	1 lin. m/row (length)
2112lbs	958 kg
70 units	70 units

SMOOTH

008561	Shale Grey HD ²	12.35/SF
008556	Chestnut Brown HD ²	12.35/SF
008559	Onyx Black HD ²	13.09/SF
008555	Beige Cream HD ²	13.09/SF
008558	Greyed Nickel HD ²	13.09/SF
008273	Salt & Pepper HD ²	13.09/SF
008274	Silver Granite HD ²	13.59/SF

GRANITEX

008568	Shale Grey HD ²	15.66/SF
008563	Chestnut Brown HD ²	15.66/SF
008566	Onyx Black HD ²	16.39/SF
008562	Beige Cream HD ²	16.39/SF
008565	Greyed Nickel HD ²	16.39/SF
008272	Salt & Pepper HD ²	16.39/SF

3 7/8 x 23 5/8 x 3 15/16	98 x 600 x 100
--------------------------	----------------

POLISHED

008574	Shale Grey HD ²	16.39/SF
008570	Chestnut Brown HD ²	16.39/SF
008572	Onyx Black HD ²	17.13/SF
008569	Beige Cream HD ²	17.13/SF
008571	Greyed Nickel HD ²	17.13/SF

*Minimum Sales QTY 2,000 SF

COMMERCIAL PAVERS

COMMERCIAL PAVERS	SPECS – IMPERIAL	SPECS – METRIC	AVAILABLE COLORS & PRODUCT CODES	\$ / UNIT OF MEASURE
-------------------	------------------	----------------	----------------------------------	----------------------

INDUSTRIA 600 x 200 600 SERIES HD² – ON ORDER*



3 15/16 x 23 5/8 x 7 7/8	100 x 600 x 200
45.21 ft ² /pal	4.20 m ² /pal
7 rows of 6.46 ft ²	7 rows of 0.60 m ²
9.84 lin. ft/row (depth)	3 lin. m/row (depth)
3.28 lin. ft/row (length)	1 lin. m/row (length)
2 146 lbs	973 kg
35 units	35 units

SMOOTH

008581	Shale Grey HD ²	12.35/SF
008576	Chestnut Brown HD ²	12.35/SF
008579	Onyx Black HD ²	13.09/SF
008575	Beige Cream HD ²	13.09/SF
008578	Greyed Nickel HD ²	13.09/SF
008276	Salt & Pepper HD ²	13.09/SF
008277	Silver Granite HD ²	13.59/SF

GRANITEX

008587	Shale Grey HD ²	15.66/SF
008583	Chestnut Brown HD ²	15.66/SF
008585	Onyx Black HD ²	16.39/SF
008582	Beige Cream HD ²	16.39/SF
008584	Greyed Nickel HD ²	16.39/SF
008275	Salt & Pepper HD ²	16.39/SF

3 7/8 x 23 5/8 x 7 7/8	98 x 600 x 200
------------------------	----------------

POLISHED

008593	Shale Grey HD ²	16.39/SF
008589	Chestnut Brown HD ²	16.39/SF
008591	Onyx Black HD ²	17.13/SF
008588	Beige Cream HD ²	17.13/SF
008590	Greyed Nickel HD ²	17.13/SF

*Minimum Sales QTY 2,000 SF

INDUSTRIA 600 x 300 600 SERIES HD² – ON ORDER*



3 15/16 x 23 5/8 x 11 13/16	100 x 600 x 300
54.25 ft ² /pal	5.04 m ² /pal
7 rows of 7.75 ft ²	7 rows of 0.72 m ²
7.87 lin. ft/row (depth)	2.40 lin. m/row (depth)
3.94 lin. ft/row (length)	1.20 lin. m/row (length)
2 567 lbs	1 164 kg
28 units	28 units

SMOOTH

008599	Shale Grey HD ²	12.35/SF
008595	Chestnut Brown HD ²	12.35/SF
008597	Onyx Black HD ²	13.09/SF
008594	Beige Cream HD ²	13.09/SF
008596	Greyed Nickel HD ²	13.09/SF
008279	Salt & Pepper HD ²	13.09/SF
008280	Silver Granite HD ²	13.59/SF

GRANITEX

008606	Shale Grey HD ²	15.66/SF
008602	Chestnut Brown HD ²	15.66/SF
008604	Onyx Black HD ²	16.39/SF
008601	Beige Cream HD ²	16.39/SF
008603	Greyed Nickel HD ²	16.39/SF
008278	Salt & Pepper HD ²	16.39/SF

3 7/8 x 23 5/8 x 11 13/16	98 x 600 x 300
---------------------------	----------------

POLISHED

008613	Shale Grey HD ²	16.39/SF
008609	Chestnut Brown HD ²	16.39/SF
008611	Onyx Black HD ²	17.13/SF
008608	Beige Cream HD ²	17.13/SF
008610	Greyed Nickel HD ²	17.13/SF

*Minimum Sales QTY 2,000 SF

COMMERCIAL PAVERS

COMMERCIAL PAVERS


SPECS - IMPERIAL

SPECS - METRIC

AVAILABLE COLORS
& PRODUCT CODES

\$ / UNIT OF
MEASURE

INDUSTRIA 600 x 600 600 SERIES HD²



3 15/16 x 23 5/8 x 23 5/8
54.25 ft²/pal
7 rows of 7.75 ft²
3.94 lin. ft/row
2,556 lbs
14 units

100 x 600 x 600
5.04 m²/pal
7 rows of 0.72 m²
1.20 lin. m/row
1,159 kg
14 units

STOCK - SMOOTH

008620	Shale Grey HD ²	12.53/SF
008615	Chestnut Brown HD ²	12.53/SF
008618	Onyx Black HD ²	13.26/SF
008614	Beige Cream HD ²	13.26/SF
008617	Greyed Nickel HD ²	13.26/SF
008283	Silver Granite HD ²	13.82/SF

ON ORDER - SMOOTH *

008282	Salt & Pepper HD ²	13.26/SF
--------	-------------------------------	----------

ON ORDER - GRANITEX*

008627	Shale Grey HD ²	15.84/SF
008622	Chestnut Brown HD ²	15.84/SF
008625	Onyx Black HD ²	16.57/SF
008621	Beige Cream HD ²	16.57/SF
008624	Greyed Nickel HD ²	16.57/SF
008281	Salt & Pepper HD ²	16.57/SF

3 7/8 x 23 5/8 x 23 5/8

98 x 600 x 600

ON ORDER - POLISHED*

008633	Shale Grey HD ²	16.57/SF
008629	Chestnut Brown HD ²	16.57/SF
008631	Onyx Black HD ²	17.31/SF
008628	Beige Cream HD ²	17.31/SF
008630	Greyed Nickel HD ²	17.31/SF

*Minimum Sales QTY 500 SF, except
Salt & Pepper and Silver Granite with a
2,000 SF min

INDUSTRIA 900 x 300 900 SERIES HD²



3 15/16 x 35 7/16 x 11 13/16
81.38 ft²/pal
7 rows of 11.63 ft²
3,821 lbs
28 units

100 x 900 x 300
7.56 m²/pal
7 rows of 1.08 m²
1,733 kg
28 units

STOCK - SMOOTH

005872	Shale Grey HD ²	12.53/SF
005881	Chestnut Brown HD ²	12.53/SF
005890	Onyx Black HD ²	13.26/SF
005908	Beige Cream HD ²	13.26/SF
005899	Greyed Nickel HD ²	13.26/SF
009047	Silver Granite HD ²	13.78/SF

ON ORDER - SMOOTH*

009046	Salt & Pepper HD ²	13.26/SF
--------	-------------------------------	----------

ON ORDER - GRANITEX*

005875	Shale Grey HD ²	15.84/SF
005884	Chestnut Brown HD ²	15.84/SF
005893	Onyx Black HD ²	16.57/SF
005911	Beige Cream HD ²	16.57/SF
005902	Greyed Nickel HD ²	16.57/SF
009045	Salt & Pepper HD ²	16.57/SF

3 15/16 x 35 7/16 x 11 13/16

98 x 900 x 300

ON ORDER - POLISHED*

005878	Shale Grey HD ²	16.57/SF
005887	Chestnut Brown HD ²	16.57/SF
005896	Onyx Black HD ²	17.31/SF
005914	Beige Cream HD ²	17.31/SF
005905	Greyed Nickel HD ²	17.31/SF

*Minimum Sales QTY 500 SF, except
Salt & Pepper and Silver Granite with a
2,000 SF min

COMMERCIAL PAVERS

COMMERCIAL PAVERS	SPECS - IMPERIAL	SPECS - METRIC	AVAILABLE COLORS & PRODUCT CODES	\$ / UNIT OF MEASURE
-------------------	------------------	----------------	----------------------------------	----------------------

INDUSTRIA 900 x 600 900 SERIES HD²



3 15/16 x 35 7/16 x 23 5/8	100 x 900 x 600
81.38 ft ² /pal	7.56 m ² /pal
7 rows of 11.63 ft ²	7 rows of 1.08 m ²
3839 lbs	1741 kg
14 units	14 units

STOCK - SMOOTH		
005871	Shale Grey HD ²	12.53/SF
005880	Chestnut Brown HD ²	12.53/SF
005889	Onyx Black HD ²	13.26/SF
005907	Beige Cream HD ²	13.26/SF
005898	Greyed Nickel HD ²	13.26/SF
009050	Silver Granite HD ²	13.82/SF

ON ORDER - SMOOTH*		
009049	Salt & Pepper HD ²	13.26/SF


ON ORDER - GRANITEX*		
005874	Shale Grey HD ²	15.84/SF
005883	Chestnut Brown HD ²	15.84/SF
005892	Onyx Black HD ²	16.57/SF
005910	Beige Cream HD ²	16.57/SF
005901	Greyed Nickel HD ²	16.57/SF
009048	Salt & Pepper HD ²	16.57/SF

3 15/16 x 35 7/16 x 23 5/8	98 x 900 x 600
----------------------------	----------------

ON ORDER - POLISHED*		
005877	Shale Grey HD ²	16.57/SF
005886	Chestnut Brown HD ²	16.57/SF
005895	Onyx Black HD ²	17.31/SF
005913	Beige Cream HD ²	17.31/SF
005904	Greyed Nickel HD ²	17.31/SF

*Minimum Sales QTY 500 SF, except Salt & Pepper and Silver Granite with a 2,000 SF min

INDUSTRIA 900 x 900 900 SERIES HD²



3 15/16 x 35 7/16 x 35 7/16	100 x 900 x 900
61.00 ft ² /pal	5.67 m ² /pal
7 rows of 8.72 ft ²	7 rows of 0.81 m ²
2893 lbs	1312 kg
7 units	7 units

STOCK - SMOOTH		
005870	Shale Grey HD ²	12.53/SF
005879	Chestnut Brown HD ²	12.53/SF
005888	Onyx Black HD ²	13.26/SF
005906	Beige Cream HD ²	13.26/SF
005897	Greyed Nickel HD ²	13.26/SF
009053	Silver Granite HD ²	13.84/SF

ON ORDER - SMOOTH*		
009052	Salt & Pepper HD ²	13.26/SF

ON ORDER - GRANITEX*		
005873	Shale Grey HD ²	15.84/SF
005882	Chestnut Brown HD ²	15.84/SF
005891	Onyx Black HD ²	16.57/SF
005909	Beige Cream HD ²	16.57/SF
005900	Greyed Nickel HD ²	16.57/SF
009051	Salt & Pepper HD ²	16.57/SF

3 15/16 x 35 7/16 x 35 7/16	98 x 900 x 900
-----------------------------	----------------

ON ORDER - POLISHED*		
005876	Shale Grey HD ²	16.57/SF
005885	Chestnut Brown HD ²	16.57/SF
005894	Onyx Black HD ²	17.31/SF
005912	Beige Cream HD ²	17.31/SF
005903	Greyed Nickel HD ²	17.31/SF

*Minimum Sales QTY 500 SF, except Salt & Pepper and Silver Granite with a 2,000 SF min

WALLS	SPECS - IMPERIAL	SPECS - METRIC	AVAILABLE COLORS & PRODUCT CODES	\$ / UNIT OF MEASURE
-------	------------------	----------------	----------------------------------	----------------------

BOREALIS WALL & EDGE DOUBLE-SIDED


Stonedge
*** COLLECTION



6 x 8 x 48	152 x 203 x 1219
16 units/pal	16 units/pal
32 ft ²	2.97 m ²
2 ft ² /unit	0.19 m ² /unit
4 rows of 8 ft ²	4 rows of 0.74 m ²
3042 lbs	1380 kg
4 rows of 4 units	4 rows of 4 units

007783	Smoked Pine	78.57/PCS
007784	Hazelnut Brandy	78.57/PCS


BRANDON 90 MM WALL DOUBLE-SIDED



A. 3 9/16 x 9 13/16 x 11 1/4 x 9 5/8	A. 90 x 250 x 285 x 245
B. 3 9/16 x 9 13/16 x 14 3/8 x 12 13/16	B. 90 x 250 x 365 x 325
C. 3 9/16 x 9 13/16 x 15 15/16 x 14 3/8	C. 90 x 250 x 405 x 365
20.44 ft ²	1.90 m ²
10 rows of 2.04 ft ²	10 row of 0.19 m ²
1 684 lbs	764 kg

007745	Champlain Grey	29.88/SF
007746	Chestnut Brown	29.88/SF
007747	Shale Grey	29.88/SF
007748	Sandlewood	29.88/SF
007749	Onyx Black	32.68/SF


BRANDON 180 MM WALL DOUBLE-SIDED



A. 7 1/16 x 9 13/16 x 11 1/4 x 9 5/8	A. 180 x 250 x 285 x 245
B. 7 1/16 x 9 13/16 x 14 3/8 x 12 13/16	B. 180 x 250 x 365 x 325
C. 7 1/16 x 9 13/16 x 15 15/16 x 14 3/8	C. 180 x 250 x 405 x 365
20.44 ft ²	1.90 m ²
5 rows of 4.09 ft ²	5 rows of 0.38 m ²
1 719 lbs	780 kg

007750	Champlain Grey	28.47/SF
007751	Chestnut Brown	28.47/SF
007752	Shale Grey	28.47/SF
007753	Sandlewood	28.47/SF
007754	Onyx Black	31.12/SF


BRANDON 90 MM CORNER AND PILLAR KIT



3 9/16 x 9 13/16 x 14 3/16	90 x 250 x 360
40 units/pal	40 units/pal
35 7/16 pillar height	900 mm pillar height
4 rows	4 rows
1 625 lbs	737 kg

007861	Champlain Grey	24.56/PCS
007862	Chestnut Brown	24.56/PCS
007863	Shale Grey	24.56/PCS
007864	Sandlewood	24.56/PCS
007865	Onyx Black	26.93/PCS


BRANDON 180 MM CORNER AND PILLAR KIT



7 1/16 x 9 13/16 x 14 3/16	180 x 250 x 360
20 units/pal	20 units/pal
35 7/16 pillar height	900 mm pillar height
2 rows	2 rows
1 636 lbs	742 kg

007866	Champlain Grey	27.22/PCS
007867	Chestnut Brown	27.22/PCS
007868	Shale Grey	27.22/PCS
007869	Sandlewood	27.22/PCS
007870	Onyx Black	29.75/PCS







FASCIA WALL COLLECTION STRUCTURAL BLOCK SINGLE-SIDED



5 7/8 x 9 1/4 x 7 7/8	150 x 235 x 200
96 units/pal	96 units/pal
4 rows of 7.75 ft ²	4 rows of 0.72 m ²
2 612 lbs	1 185 kg
4 rows of 24 units	4 rows of 24 units

009507	Grey	3.78/PCS
--------	------	----------

WALLS

WALLS	SPECS - IMPERIAL	SPECS - METRIC	AVAILABLE COLORS & PRODUCT CODES	\$ / UNIT OF MEASURE
FASCIA WALL COLLECTION STRUCTURAL BLOCK DOUBLE-SIDED				
	$5 \frac{7}{8} \times 11 \frac{1}{16} \times 7 \frac{7}{8}$ 72 units/pal 4 rows of 5.81 ft ² 2138 lbs 4 rows of 18 units	150 x 281 x 200 72 units/pal 4 rows of 0.54 m ² 970 kg 4 rows of 18 units	009508 Grey	5.43/PCS
FASCIA WALL COLLECTION WALL BASE				
	$2 \frac{3}{8} \times 12 \times 23 \frac{5}{8}$ 66 units/pal 11 rows of 2.33 ft ² 3701 lbs 66 units	60 x 305 x 600 66 units/pal 11 rows of 0.22 m ² 1679 kg 66 units	005976 Grey	8.49/PCS
ICONIC FASCIA KLEAN-BLOC				Stonedge *** COLLECTION
	$5 \frac{7}{8} \times 2 \frac{3}{4} \times 26$ 42 units/pal 7 rows of 6.39 ft ² 1250 lbs 44.75 ft ² 42 units	150 x 70 x 660 42 units/pal 7 rows of 0.60 m ² 567 kg 4.16 m ² 42 units	006899 Onyx Black KLEAN-BLOC 006900 Victoria KLEAN-BLOC 006897 Riviera KLEAN-BLOC 006898 Rock Garden Brown KLEAN-BLOC	20.43/PCS 20.43/PCS 20.43/PCS 20.43/PCS
ICONIC CORNER KLEAN-BLOC				Stonedge *** COLLECTION
	$5 \frac{7}{8} \times 2 \frac{3}{4} \times 23 \frac{1}{4}$ 24 units/pal 35 $\frac{7}{16}$ pillar height 700 lbs 12 left units 12 right units	150 x 70 x 590 24 units/pal 900 mm pillar height 318 kg 12 left units 12 right units	006271 Onyx Black KLEAN-BLOC 006272 Victoria KLEAN-BLOC 006269 Riviera KLEAN-BLOC 006270 Rock Garden Brown KLEAN-BLOC	25.28/PCS 25.28/PCS 25.28/PCS 25.28/PCS
ROSEMONT FASCIA KLEAN-BLOC				Stonedge *** COLLECTION
	$5 \frac{7}{8} \times 2 \frac{3}{4} \times 26$ 42 units/pal 7 rows of 6.39 ft ² 1240 lbs 44.75 ft ² 42 units	150 x 70 x 660 42 units/pal 7 rows of 0.60 m ² 562 kg 4.16 m ² 42 units	006893 Riviera KLEAN-BLOC 006894 Rock Garden Brown KLEAN-BLOC 006895 Chocolate Brown KLEAN-BLOC 006896 Azzurro KLEAN-BLOC	20.43/PCS 20.43/PCS 20.43/PCS 20.43/PCS
ROSEMONT CORNER KLEAN-BLOC				Stonedge *** COLLECTION
	$5 \frac{7}{8} \times 2 \frac{3}{4} \times 23 \frac{1}{4}$ 24 units/pal 35 $\frac{7}{16}$ pillar height 660 lbs 12 left units 12 right units	150 x 70 x 590 24 units/pal 900 mm pillar height 299 kg 12 left units 12 right units	006261 Riviera KLEAN-BLOC 006262 Rock Garden Brown KLEAN-BLOC 006263 Chocolate Brown KLEAN-BLOC 006264 Azzurro KLEAN-BLOC	25.28/PCS 25.28/PCS 25.28/PCS 25.28/PCS
G-FORCE WALL REGULAR, SMOOTH				
	$8 \times 11 \frac{7}{16} \times 18 \times 8 \frac{5}{8}$ 32 ft ² /pal 48 lin. ft/pal 4 rows of 8 ft ² 12 lin. ft/row 32 units/pal 2477 lbs 4 rows of 8 units	203 x 290 x 457 x 219 2.97 m ² /pal 14.63 lin. m/pal 4 rows of 0.74 m ² 3.66 lin. m/row 32 units/pal 1124 kg 4 rows of 8 units	003451 Champlain Grey 003453 Shale Grey 003458 Sandlewood 003460 Chestnut Brown	13.49/PCS 13.49/PCS 13.49/PCS 13.49/PCS

WALLS	SPECS - IMPERIAL	SPECS - METRIC	AVAILABLE COLORS & PRODUCT CODES	\$ / UNIT OF MEASURE
-------	------------------	----------------	----------------------------------	----------------------

G-FORCE CORNER UNIT SMOOTH



8 x 9 x 18	203 x 229 x 457
16 units/pal	16 units/pal
1654 lbs	750 kg
2 rows of 8 units	2 rows of 8 units

003440	Champlain Grey	20.57/PCS
003444	Shale Grey	20.57/PCS
003446	Sandlewood	20.57/PCS
003449	Chestnut Brown	20.57/PCS

GRAPHIX WALL DOUBLE-SIDED

1 - 4



1. 2 15/16 x 9 1/16 x 20	1. 75 x 230 x 508
2. 2 15/16 x 10 1/16 x 20	2. 75 x 255 x 508
3. 2 15/16 x 11 x 20	3. 75 x 280 x 508
4. 2 15/16 x 8 1/16 x 20 split face	4. 75 x 205 x 508 split face

007969	Onyx Black	27.68/SF
007970	Greyed Nickel	27.68/SF
007971	Beige Cream	27.68/SF

CORNER UNITS

1A. 2 15/16 x 9 1/16 x 20 left
2A. 2 15/16 x 10 1/16 x 20 right
3A. 2 15/16 x 11 x 20 left
4A. 2 15/16 x 8 1/16 x 20 right split face

CORNER UNITS


1A. 75 x 230 x 508 left
2A. 75 x 255 x 508 right
3A. 75 x 280 x 508 left
4A. 75 x 205 x 508 right split face

1A - 4A CORNER UNITS



26.25 ft ² /pal	2.44 m ² /pal
8 rows of 3.28 ft ²	8 rows of 0.30 m ²
2773 lbs	1258 kg
64 units/pal	64 units/pal
8 rows of 8 units	8 rows of 8 units

MINI-CRETA 3" ARCHITECTURAL WALL DOUBLE-SIDED



A. 2 15/16 x 9 13/16 x 9 1/16 x 7 1/16	A. 75 x 250 x 230 x 180
B. 2 15/16 x 9 13/16 x 11 13/16 x 9 13/16	B. 75 x 250 x 300 x 250
*B. 2 15/16 x 9 13/16 x 11 13/16 x 11 13/16	*B. 75 x 250 x 300 x 300
C. 2 15/16 x 9 13/16 x 14 3/4 x 12 13/16	C. 75 x 250 x 375 x 325
D. 2 15/16 x 9 13/16 x 14 3/4 x 13 3/4	D. 75 x 250 x 375 x 350

002235	Sandlewood	23.41/SF
002236	Shale Grey	23.41/SF
002237	Champlain Grey	23.41/SF
002238	Chestnut Brown	23.41/SF
005650	Onyx Black	25.51/SF
005651	Chocolate Brown	25.51/SF

24 ft ² /pal	2.23 m ² /pal
8 rows of 3 ft ²	8 rows of 0.28 m ²
2465 lbs	1118 kg

WHEN BUILDING A DOUBLE-SIDED WALL, THE SQUARE FOOTAGE COVERED PER PALLET WILL VARY.
A PALLET CONTAINS 8 RIGHT AND 8 LEFT CORNER UNITS WHICH CAN ALSO BE USED AS REGULAR AND/OR VERTICAL UNITS.

PILLAR 24 x 3 MINI-CRETA ARCHITECTURAL



2 15/16 x 8 x 16	75 x 203 x 406
48 units/pal	48 units/pal
35 7/16 pillar height	900 mm pillar height
1537 lbs	697 kg
6 rows of 8 units	6 rows of 8 units

002002	Sandlewood	14.21/PCS
006625	Shale Grey	14.21/PCS
006626	Champlain Grey	14.21/PCS
006627	Chestnut Brown	14.21/PCS

WALLS

WALLS	SPECS - IMPERIAL	SPECS - METRIC	AVAILABLE COLORS & PRODUCT CODES	\$ / UNIT OF MEASURE
-------	------------------	----------------	----------------------------------	----------------------

MINI-CRETA 6" ARCHITECTURAL WALL DOUBLE-SIDED

	A. $5 \frac{7}{8} \times 9 \frac{13}{16} \times 9 \frac{1}{16} \times 7 \frac{1}{16}$ B. $5 \frac{7}{8} \times 9 \frac{13}{16} \times 11 \frac{13}{16} \times 9 \frac{13}{16}$ *B. $5 \frac{7}{8} \times 9 \frac{13}{16} \times 11 \frac{13}{16} \times 11 \frac{13}{16}$ C. $5 \frac{7}{8} \times 9 \frac{13}{16} \times 14 \frac{3}{4} \times 12 \frac{13}{16}$ D. $5 \frac{7}{8} \times 9 \frac{13}{16} \times 14 \frac{3}{4} \times 13 \frac{3}{4}$	A. $150 \times 250 \times 230 \times 180$ B. $150 \times 250 \times 300 \times 250$ *B. $150 \times 250 \times 300 \times 300$ C. $150 \times 250 \times 375 \times 325$ D. $150 \times 250 \times 375 \times 350$	002241 Sandlewood 002242 Shale Grey 002243 Champlain Grey 002244 Chestnut Brown	22.22/SF 22.22/SF 22.22/SF 22.22/SF
	30 ft ² /pal 5 rows of 6 ft ² 3 199 lbs	2.79 m ² /pal 5 rows of 0.56 m ² 1 451 kg		

WHEN BUILDING A DOUBLE-SIDED WALL, THE SQUARE FOOTAGE COVERED PER PALLET WILL VARY. A PALLET CONTAINS 5 RIGHT AND 5 LEFT CORNER UNITS WHICH CAN ALSO BE USED AS REGULAR AND/OR VERTICAL UNITS.

PILLAR 24 x 6 MINI-CRETA ARCHITECTURAL

	$5 \frac{7}{8} \times 8 \times 16$ 24 units/pal 35 7/16" pillar height 1 510 lbs 3 rows of 8 units	$150 \times 203 \times 406$ 24 units/pal 900 mm pillar height 685 kg 3 rows of 8 units	002258 Sandlewood 002259 Shale Grey 002260 Champlain Grey 002261 Chestnut Brown	22.24/PCS 22.24/PCS 22.24/PCS 22.24/PCS
--	--	--	--	--

PRESCOTT 2.25" WALL DOUBLE-SIDED

	A. $2 \frac{1}{4} \times 9 \frac{13}{16} \times 9 \times 7 \frac{7}{16}$ B. $2 \frac{1}{4} \times 9 \frac{13}{16} \times 12 \times 10 \frac{7}{16}$ C. $2 \frac{1}{4} \times 9 \frac{13}{16} \times 15 \times 13 \frac{7}{16}$	A. $57 \times 250 \times 229 \times 189$ B. $57 \times 250 \times 305 \times 265$ C. $57 \times 250 \times 381 \times 341$	007085 Riviera 007086 Rock Garden Brown 007115 Victoria	39.96/SF 39.96/SF 39.96/SF
	27 ft ² /pal 12 rows of 2.25 ft ² 2 661 lbs 12 lin. ft/row 144 units	2.51 m ² /pal 12 rows of 0.21 m ² 1 207 kg 3.66 lin. m/row 144 units		

Stonedge
COLLECTION

PRESCOTT 2.25" CORNERS OR PILLARS

	A. $2 \frac{1}{4} \times 9 \frac{13}{16} \times 14 \frac{3}{16}$ 72 units/pal 1 789 lbs 40 1/2" pillar height 9 units/row	A. $57 \times 250 \times 360$ 72 units/pal 811 kg 1 029 mm pillar height 9 units/row	007088 Riviera 007089 Rock Garden Brown 007116 Victoria	18.99/PCS 18.99/PCS 18.99/PCS
--	--	---	---	-------------------------------------

Stonedge
COLLECTION

PRESCOTT 4.5" WALL DOUBLE-SIDED

	A. $4 \frac{1}{2} \times 9 \frac{13}{16} \times 9 \times 7 \frac{7}{16}$ B. $4 \frac{1}{2} \times 9 \frac{13}{16} \times 12 \times 10 \frac{7}{16}$ C. $4 \frac{1}{2} \times 9 \frac{13}{16} \times 15 \times 13 \frac{7}{16}$	A. $114 \times 250 \times 229 \times 189$ B. $114 \times 250 \times 305 \times 265$ C. $114 \times 250 \times 381 \times 341$	007091 Riviera 007092 Rock Garden Brown 007117 Victoria	39.96/SF 39.96/SF 39.96/SF
	27 ft ² /pal 6 rows of 4.50 ft ² 2 728 lbs 72 units/pal	2.51 m ² /pal 6 rows of 0.42 m ² 1 237 kg 72 units/pal		

Stonedge
COLLECTION

PRESCOTT 4.5" CORNERS OR PILLARS

	A. $4 \frac{1}{2} \times 9 \frac{13}{16} \times 14 \frac{3}{16}$ 36 units/pal 1 871 lbs 40 1/2" pillar height 9 units/row	A. $114 \times 250 \times 360$ 36 units/pal 849 kg 1 029 mm pillar height 9 units/row	007094 Riviera 007095 Rock Garden Brown 007118 Victoria	22.69/PCS 22.69/PCS 22.69/PCS
--	--	--	---	-------------------------------------

Stonedge
COLLECTION

WALLS	SPECS – IMPERIAL	SPECS – METRIC	AVAILABLE COLORS & PRODUCT CODES	\$ / UNIT OF MEASURE
-------	------------------	----------------	----------------------------------	----------------------

RAFFINATO 90 MM




WALL DOUBLE-SIDED **SMOOTH**

$3 \frac{3}{16} \times 9 \frac{13}{16} \times 15 \frac{5}{8} \times 14 \frac{1}{4}$	90 x 249 x 397 x 362
64 units/pal	64 units/pal
24.61 ft ²	2.29 m ² /pal
8 rows of 3.08 ft ²	8 rows of 0.29 m ²
2 060 lbs	934 kg
8 units/row	8 units/row

007592	Onyx Black	11.32/PCS
007593	Greyed Nickel	11.32/PCS
007875	Beige Cream	11.32/PCS
007493	Caffè Crema	11.32/PCS

RAFFINATO 90 MM




PILLAR KIT, CORNER & EDGE **SMOOTH**

$3 \frac{3}{16} \times 9 \frac{13}{16} \times 14 \frac{1}{8}$	90 x 249 x 359
48 units/pal	48 units/pal
42 1/2" pillar height	1 080 pillar height
1 548 lbs	702 kg
24 units/row	24 units/row

007596	Onyx Black	13.25/PCS
007597	Greyed Nickel	13.25/PCS
007876	Beige Cream	13.25/PCS
007494	Caffè Crema	13.25/PCS

RAFFINATO 90 MM



WALL **POLISHED – ON ORDER***

$3 \frac{3}{16} \times 9 \frac{3}{4} \times 15 \frac{5}{8} \times 14 \frac{1}{4}$	90 x 248 x 397 x 362
60 units/pal	60 units/pal
23.08 ft ² /pal	2.14 m ²
3 rows of 7.69 ft ²	3 rows of 0.71 m ²
1 948 lbs	884 kg
20 units/row	20 units/row

007063	Onyx Black	17.76/PCS
007600	Greyed Nickel	17.76/PCS
007871	Beige Cream	17.76/PCS

Polished finish is only on a single side of the wall

*Minimum Sales QTY 500 SF (combined)

POLISHED ON ONE SIDE ONLY

RAFFINATO 90 MM



PILLAR KIT, CORNER & EDGE **POLISHED – ON ORDER***

$3 \frac{3}{16} \times 9 \frac{3}{4} \times 14 \frac{1}{16}$	90 x 248 x 357
40 units/pal	40 units/pal
35 7/16" pillar height	900 mm pillar height
1 559 lbs	707 kg
20 units/row	20 units/row


007071	Onyx Black	22.04/PCS
007602	Greyed Nickel	22.04/PCS
007872	Beige Cream	22.04/PCS

Polished finish is only on a single side of the wall

*Minimum Sales QTY 500 SF (combined)

POLISHED ON ONE SIDE ONLY

RAFFINATO 180 MM




WALL DOUBLE-SIDED **SMOOTH**

$7 \frac{1}{16} \times 9 \frac{13}{16} \times 15 \frac{5}{8} \times 14 \frac{1}{4}$	180 x 249 x 397 x 362
32 units/pal	32 units/pal
24.61 ft ²	2.29 m ²
1.29 unit/ft ²	0.12 unit/m ²
4 rows of 6.15 ft ²	4 rows of 0.57 m ²
2 071 lbs	939 kg
8 units/row	8 units/row

007594	Onyx Black	20.81/PCS
007595	Greyed Nickel	20.81/PCS
007877	Beige Cream	20.81/PCS
007491	Caffè Crema	20.81/PCS

RAFFINATO 180 MM



PILLAR KIT, CORNER & EDGE **SMOOTH**

$7 \frac{1}{16} \times 9 \frac{13}{16} \times 14 \frac{1}{8}$	180 x 249 x 359
24 units/pal	24 units/pal
42 1/2" pillar height	1 080 mm pillar height
1 529 lbs	694 kg
12 units/row	12 units/row

007598	Onyx Black	24.19/PCS
007599	Greyed Nickel	24.19/PCS
007878	Beige Cream	24.19/PCS
007492	Caffè Crema	24.19/PCS

WALLS

WALLS	SPECS - IMPERIAL	SPECS - METRIC	AVAILABLE COLORS & PRODUCT CODES	\$ / UNIT OF MEASURE
-------	------------------	----------------	----------------------------------	----------------------

RAFFINATO 180 MM WALL POLISHED — ON ORDER*



7 1/16 x 9 3/4 x 15 5/8 x 14 1/4	180 x 248 x 397 x 362
30 units/pal	30 units/pal
23.08 ft ² /pal	2.14 m ²
3 rows of 7.69 ft ²	3 rows of 0.71 m ²
1 936 lbs	878 kg
10 units/row	10 units/row

007067	Onyx Black	32.49/PCS
007601	Greyed Nickel	32.49/PCS
007873	Beige Cream	32.49/PCS

Polished finish is only on a single side of the wall

*Minimum Sales QTY 500 SF (combined)

POLISHED ON ONE SIDE ONLY

RAFFINATO 180 MM PILLAR KIT, CORNER & EDGE POLISHED — ON ORDER*



7 1/16 x 9 3/4 x 14 1/16	180 x 248 x 35
20 units/pal	20 units/pal
35 7/16" pillar height	900 mm pillar height
1 557 lbs	706 kg
10 units/row	10 units/row

007075	Onyx Black	39.32/PCS
007603	Greyed Nickel	39.32/PCS
007874	Beige Cream	39.32/PCS

Polished for single sided wall

*Minimum Sales QTY 500 SF (combined)

POLISHED FOR SINGLE SIDED WALL

RÖCKA WALL & EDGE DOUBLE-SIDED




A. 6 x 7 3/4 x 8 x 13 1/4	8 units	A. 152 x 197 x 203 x 337	8 units
B. 6 x 7 3/4 x 8 x 26 1/2	8 units	B. 152 x 197 x 203 x 673	8 units
C. 6 x 7 3/4 x 8 x 39 3/4	4 units	C. 152 x 197 x 203 x 1010	4 units
19.88 ft ²		1.85 m ²	
3 rows of 6.63 ft ²		3 rows of 0.62 m ²	
1 860 lbs		844 kg	

007879	Riviera	38.74/SF
007880	Rock Garden Brown	38.74/SF
007881	Chocolate Brown	38.74/SF

Stonedge
MMA COLLECTION

SEMMA WALL DOUBLE-SIDED SPLIT FACE




A. B. 5 7/8 x 11 x 16 x 10 1/2	A. B. 150 x 279 x 406 x 266
40 units/pal	40 units/pal
26.25 ft ²	2.44 m ²
5 rows of 5.25 ft ²	5 rows of 0.49 m ²
2 363 lbs	1 072 kg
30 units of A (Regular)	30 units of A (Regular)
10 units of B (Corner)	10 units of B (Corner)

000217	Sandlewood	11.93/PCS
000218	Shale Grey	11.93/PCS
000220	Chestnut Brown	11.93/PCS
002322	Champlain Grey	11.93/PCS

IF BUILDING A DOUBLE SIDED WALL THE SQUARE FOOTAGE COVERED PER PALLET WILL VARY. EACH PALLET CONTAINS 10 CORNERS UNITS WHICH CAN BE USED AS A RIGHT OR LEFT CORNERS OR USED AS REGULAR UNITS.


SEMMA CORNERS OR PILLARS SPLIT FACE



5 7/8 x 10 1/2 x 16	150 x 266 x 406
24 units/pal	24 units/pal
35 7/16" pillar height	900 mm pillar height
1 403 lbs	636 kg
4 rows of 6 units	4 rows of 6 units


000225	Sandlewood	18.78/PCS
000226	Shale Grey	18.78/PCS
000228	Chestnut Brown	18.78/PCS
002277	Champlain Grey	18.78/PCS

SKYSCRAPER WALL - TOP SMOOTH



12 x 23 1/4 x 36 x 20 3/16	305 x 590 x 914 x 513
4 units/pallet	4 units/pallet
12 ft ²	0.56 m ²
2 rows of 6 ft ²	2 rows of 6 ft ²
2 100 lbs	953 kg

005429	Shale Grey	32.16/SF
005430	Chestnut Brown	32.16/SF

WALLS	SPECS - IMPERIAL	SPECS - METRIC	AVAILABLE COLORS & PRODUCT CODES	\$ / UNIT OF MEASURE
SKYSCRAPER 	WALL - MIDDLE SMOOTH			
	12 x 34 ⁷ / ₈ x 36 x 17 ¹ / ₂ 2 units/pallet 6 ft ² 2 rows of 3 ft ² 1 620 lbs	305 x 886 x 914 x 444 2 units/pallet 1.83 m ² 2 rows of 0.28 m ² 735 kg	005427 Shale Grey 005428 Chestnut Brown	41.56/PSF 41.56/PSF
SKYSCRAPER 	WALL BASE SMOOTH			
	12 x 48 ¹ / ₁₆ x 36 x 17 ⁵ / ₁₆ 2 units/pallet 6 ft ² 2 rows of 3 ft ² 1 180 lbs	305 x 1220 x 914 x 440 2 units/pallet 1.83 m ² 2 rows of 0.28 m ² 853 kg	005401 Shale Grey 005402 Chestnut Brown	50.65/PSF 50.65/PSF
SKYSCRAPER 	WALL CORNER SMOOTH			
	12 x 18 x 36 4 units/pallet 2 rows of 2 2 460 lbs	305 x 457 x 914 4 units/pallet 2 rows of 1 116 kg	005404 Shale Grey 005407 Chestnut Brown	83.09/PCS 83.09/PCS
SKYSCRAPER 	WALL EXTENDER SMOOTH			
	12 x 24 ³ / ₈ x 20 ¹ / ₂ 4 units/pallet 2 rows of 2 1 800 lbs	305 x 619 x 520 4 units/pallet 2 rows of 2 816 kg	005408 Grey	76.76/PCS
TRAVERTINA RAW 	WALL DOUBLE-SIDED			Stonedge <small>*** COLLECTION</small>
	6 x 7 ¹⁵ / ₁₆ x 15 ⁷ / ₈ 31.75 ft ² /pal 63.5 lin. ft/pal 0.66 ft ² /unit 4 rows of 7.94 ft ² 2 902 lbs 4 rows of 12 units	152 x 202 x 403 2.95 m ² /pal 19.36 lin. m/pal 0.06 m ² /unit 4 rows of 0.74 m ² 1 316 kg 4 rows of 12 units	003053 Riviera 003057 Rock Garden Brown 003058 Ivory	25.97/PCS 25.97/PCS 25.97/PCS
TRAVERTINA RAW 	CORNERS OR PILLARS			Stonedge <small>*** COLLECTION</small>
	6 x 7 ¹⁵ / ₁₆ x 15 ⁷ / ₈ 24 units/pal 36" pillar height 1 576 lbs 2 rows of 12 units	152 x 202 x 403 24 units/pal 914.4 mm pillar height 715 kg 2 rows of 12 units	002762 Riviera 002771 Rock Garden Brown 002773 Ivory	28.22/PCS 28.22/PCS 28.22/PCS

STEPS & CAPS

STEPS AND CAPS

SPECS - IMPERIAL

SPECS - METRIC

AVAILABLE COLORS
& PRODUCT CODES

\$/ UNIT OF
MEASURE

STEPS

BOREALIS STEP



6 x 15 3/4 x 16 x 48
8 units/pal
32 lin. ft/pal
8 lin. ft/row
3073 lbs

152 x 400 x 406 x 1219
8 units/pal
9.76 lin. m
2.44 lin. m/row
1394 kg

007780 Smoked Pine
007781 Hazelnut Brandy

143.82/PCS
143.82/PCS

Stonedge
*** COLLECTION

MAYA STEP



6 x 32 x 48
4 unit/pal
16 ft²/unit
4 lin. ft/pal
2 550 lbs

152 x 813 x 1219
4 unit/pal
4.88 m²/unit
1.22 lin. m/pal
1 157 kg

006862 Riviera
006863 Rock Garden Brown
006864 Chocolate Brown

313.93/PCS
313.93/PCS
313.93/PCS

Stonedge
*** COLLECTION

RAFFINATO STEP



7 1/16 x 14 1/2 x 42
9 units/pal
31.5 lin. ft/pal
10.5 lin. ft/row
3236 lbs

180 x 368 x 1067
9 units/pal
9.6 lin. m/pal
3.2 lin. m/pal
1468 kg

007887 Onyx Black
007888 Greyed Nickel
007889 Beige Cream
008203 Caffè Crema

95.62/PCS
95.62/PCS
95.62/PCS
95.62/PCS

RÖCKA 48" STEP DOUBLE-SIDED



6 x 14 7/8 x 14 1/8 x 48
8 units/pal
32 lin. ft/pal
4 lin. ft/unit
8 lin. ft/row
2770 lbs
4 rows of 2 units

152 x 378 x 359 x 1219
8 units/pal
9.76 lin. m/pal
1.22 lin. m/unit
2.44 lin. m/row
1256 kg
4 rows of 2 units

000484 Riviera
000485 Rock Garden Brown
000486 Chocolate Brown

143.44/PCS
143.44/PCS
143.44/PCS

Stonedge
*** COLLECTION

RÖCKA 60" STEP



6 x 15 1/4 x 14 5/8 x 60
6 units/pal
30 lin. ft/pal
2 640 lbs

152 x 387 x 371 x 1524
6 units/pal
9.14 lin. m/pal
1 197 kg

006865 Riviera
006866 Rock Garden Brown
006867 Chocolate Brown

190.65/PCS
190.65/PCS
190.65/PCS

Stonedge
*** COLLECTION

SANDSTONE STEP NATURAL STONE



5 7/8 x 15 3/4 x 47 1/4
4 units/pal
15.75 lin. ft/pal
1 742 lbs

150 x 400 x 1200
4 units/pal
4.80 lin. m/pal
790 kg

006942 Grey
006941 Beige


384.62/PCS
339.15/PCS



STEPS & CAPS

STEPS AND CAPS	SPECS – IMPERIAL	SPECS – METRIC	AVAILABLE COLORS & PRODUCT CODES	\$/ UNIT OF MEASURE
----------------	------------------	----------------	----------------------------------	---------------------

YORK 60" STEP



6 x 15 x 60
6 units/pal
30 lin. ft/pal
2 649 lbs

152 x 381 x 1524
6 units/pal
9.14 lin. m/pal
1 202 kg

006869 Riviera
006870 Rock Garden Brown
006871 Chocolate Brown

Stonedge
*** COLLECTION

202.18/PCS
202.18/PCS
202.18/PCS

CONCRETE OVERLAY SYSTEM

BLU 45 MM CONCRETE OVERLAY SYSTEM SLATE



A. 1 3/4 x 13 x 6 1/2
B. 1 3/4 x 13 x 13
C. 1 3/4 x 13 x 19 1/2

A. 45 x 330 x 165
B. 45 x 330 x 330
C. 45 x 330 x 495

000492 Sandlewood
000493 Shale Grey
000495 Champlain Grey
000497 Chestnut Brown

6.13/SF
6.13/SF
6.13/SF
6.13/SF



127.44 ft²/pal
12 rows of 10.62 ft²
2 631 lbs

11.84 m²/pal
12 rows of 0.99 m²
1 193 kg



BLU 45 MM CONCRETE OVERLAY SYSTEM SMOOTH




A. 1 3/4 x 13 x 6 1/2
B. 1 3/4 x 13 x 13
C. 1 3/4 x 13 x 19 1/2

A. 45 x 330 x 165
B. 45 x 330 x 330
C. 45 x 330 x 495

007101 Shale Grey
007102 Champlain Grey
007103 Chestnut Brown
007610 Onyx Black
007611 Greyed Nickel
007840 Beige Cream

6.13/SF
6.13/SF
6.13/SF
6.72/SF
6.72/SF
6.72/SF



127.44 ft²/pal
12 rows of 10.62 ft²
2 631 lbs

11.84 m²/pal
12 rows of 0.99 m²
1 193 kg



PACIFIC CONCRETE OVERLAY SYSTEM SMOOTH



A. 1 3/16 x 6 5/16 x 9 7/16
B. 1 3/16 x 9 7/16 x 9 7/16
C. 1 3/16 x 9 7/16 x 12 5/8

A. 30 x 160 x 240
B. 30 x 240 x 240
C. 30 x 240 x 320

009463 Shale Grey
009464 Champlain Grey
009465 Chestnut Brown

5.96/SF
5.96/SF
5.96/SF



173.60 ft²/pal
11.57 ft²/row
2 415 lbs

16.13 m²/pal
1.08 m²/row
1 095 kg



15 rows of 8 units

15 rows of 8 units

VENETIAN RISER SLATE



1 3/4 x 7 x 16
48 units/pal
64 lin. ft/pal
4 rows of 16 lin. ft
1.33 lin. ft/unit
801 lbs

45 x 178 x 406
48 units/pal
19.52 lin. m/pal
4 rows of 4.88 lin. m
0.41 lin. m/unit
363 kg

000475 Sandlewood
000476 Shale Grey
000478 Champlain Grey
000480 Chestnut Brown

11.44/PCS
11.44/PCS
11.44/PCS
11.44/PCS

STEPS & CAPS

STEPS AND CAPS	SPECS - IMPERIAL	SPECS - METRIC	AVAILABLE COLORS & PRODUCT CODES	\$ / UNIT OF MEASURE
----------------	------------------	----------------	----------------------------------	----------------------

VENETIAN RISER SMOOTH



1 3/4 x 7 x 15 5/8	45 x 178 x 397	007104 Shale Grey	11.44/PCS
48 units/pal	48 units/pal	007105 Champlain Grey	11.44/PCS
62.52 lin. ft/pal	19.06 lin. m/pal	007106 Chestnut Brown	11.44/PCS
4 rows of 15.63 lin. ft	4 rows of 4.76 lin. m	007851 Greyed Nickel	12.57/PCS
1.30 lin. ft/unit	0.40 lin. m/unit	007852 Beige Cream	12.57/PCS
811 lbs	368 kg		

VENETIAN CAP OVERLAY SLATE



1 3/4 x 14 x 16	45 x 356 x 406	000467 Sandlewood	21.43/PCS
48 units/pal	48 units/pal	000468 Shale Grey	21.43/PCS
64 lin. ft/pal	19.52 lin. m/pal	000470 Champlain Grey	21.43/PCS
8 rows of 8 lin. ft	8 rows of 2.44 lin. m	000472 Chestnut Brown	21.43/PCS
1.33 lin. ft/unit	0.41 lin. m/unit		
1530 lbs	694 kg		
8 row of 6 units	8 row of 6 units		


VENETIAN CAP OVERLAY SMOOTH



1 3/4 x 14 x 15 5/8	45 x 356 x 397	007119 Shale Grey	21.43/PCS
48 units/pal	48 units/pal	007120 Champlain Grey	21.43/PCS
62.52 lin. ft/pal	19.06 lin. m/pal	007121 Chestnut Brown	21.43/PCS
8 rows of 7.81 lin. ft	8 rows of 2.38 lin. m	007853 Greyed Nickel	23.54/PCS
1.30 lin. ft/unit	0.40 lin. m/unit	007854 Beige Cream	23.54/PCS
1500 lbs	680 kg		
8 row of 6 units	8 row of 6 units		

CAPS

ARCHITECTURAL CAP DOUBLE-SIDED




A. 2 15/16 x 12 1/2 x 8 7/8 x 6 1/2	A. 75 x 317 x 225 x 165	000872 Sandlewood	11.03/LF
B. 2 15/16 x 12 1/2 x 11 13/16 x 9 7/16	B. 75 x 317 x 300 x 240	000876 Shale Grey	11.03/LF
C. 2 15/16 x 12 1/2 x 14 3/4 x 12 3/8	C. 75 x 317 x 375 x 315	000882 Champlain Grey	11.03/LF
*C. 2 15/16 x 12 1/2 x 14 3/4 x 13 9/16	*C. 75 x 317 x 375 x 345	000890 Chestnut Brown	11.03/LF
66 lin. ft /pal	20.12 lin. m/pal	000884 Onyx Black	12.06/LF
8 rows of 8.25 lin. ft	8 rows of 2.51 lin. m	000900 Chocolate Brown	12.06/LF
2390 lbs	1084 kg		

BRANDON CAP SLATE













A. 3 9/16 x 14 x 16	A. 90 x 356 x 406	001624 Sandlewood	22.82/PCS
24 lin. ft /pal	7.32 lin. m/pal	001633 Shale Grey	22.82/PCS
1 rows of 24 lin. ft	1 rows of 7.32 lin. m	001640 Champlain Grey	22.82/PCS
1213 lbs	550 kg	001641 Chestnut Brown	22.82/PCS
18 units	18 units	001642 Onyx Black	24.94/PCS

GRAPHIX CAP DOUBLE-SIDED SMOOTH OR SPLIT FACE



A. 2 15/16 x 14 x 20	A. 75 x 355 x 508	001847 Greyed Nickel	28.87/PCS
46.67 lin. ft /pal	14.22 lin. m/pal	001848 Onyx Black	28.87/PCS
7 rows of 6.67 lin. ft	7 rows of 2.03 lin. m	001849 Beige Cream	28.87/PCS
1950 lbs	885 kg		
28 units	28 units		


STEPS & CAPS

STEPS AND CAPS	SPECS - IMPERIAL	SPECS - METRIC	AVAILABLE COLORS & PRODUCT CODES	\$ / UNIT OF MEASURE
LIMESTONE CAP 	NATURAL STONE			 109.19/PCS
	1 15/16 x 13 3/4 x 47 1/4 80 lin. ft /pal 10 rows of 8 lin. ft 2601 lbs 20 units	50 x 350 x 1200 24.38 lin. m/pal 10 rows of 2.44 lin. m 1180 kg 20 units	006694 Onyx Black	
PIEDIMONTE 14 x 30 	WALL & STEP CAP DOUBLE-SIDED KLEAN-BLOC			Stonedge <small>*** COLLECTION</small>
	2 1/4 x 14 x 30 60 lin. ft/pal 8 rows of 7.5 lin. ft 1840 lbs 24 units	57 x 356 x 762 18.29 lin. m/pal 8 rows of 2.29 lin. m 835 kg 24 units	006251 Riviera KLEAN-BLOC 006252 Onyx Black KLEAN-BLOC 006253 Rock Garden Brown KLEAN-BLOC	23.84/LF 23.84/LF 23.84/LF
RAFFINATO 90 MM (14 x 28) 	CAP DOUBLE-SIDED SMOOTH			
	2 3/8 x 14 x 32 24 units/pal 56 lin. ft 2783 lbs 8 rows of 3 units	60 x 356 x 812 24 units/pal 17.07 lin. m 1262 kg 8 rows of 3 units	000691 Chestnut Brown 000698 Champlain Grey 000690 Shale Grey 007895 Onyx Black 007896 Greyed Nickel 007897 Beige Cream	37.32/PCS 37.32/PCS 37.32/PCS 37.32/PCS 37.32/PCS 37.32/PCS
RAFFINATO 60 MM (14 x 28) 	CAP DOUBLE-SIDED SMOOTH			
	2 3/8 x 14 x 32 24 units/pal 56 lin. ft 7 lin. ft/row 1843 lbs 8 rows of 3 units	60 x 356 x 711 24 units/pal 17.07 lin. m 2.13 lin. m/row 836 kg 8 rows of 3 units	004733 Chestnut Brown 004734 Champlain Grey 004677 Shale Grey 004673 Onyx Black 004674 Greyed Nickel 004675 Beige Cream	35.25/PCS 35.25/PCS 35.25/PCS 35.25/PCS 35.25/PCS 35.25/PCS
RAFFINATO 60 MM (14 x 32) 	CAP DOUBLE-SIDED HD² SMOOTH			
	2 3/8 x 14 x 32 24 units/pal 63.94 lin. ft 2150 lbs 8 rows of 3 units	60 x 356 x 812 24 units/pal 19.49 lin. m 975 kg 8 rows of 3 units	006968 Chestnut Brown HD² 006969 Champlain Grey HD² 006967 Shale Grey HD² 006964 Onyx Black HD² 006965 Greyed Nickel HD² 006966 Beige Cream HD² 006970 Caffè Crema HD²	43.18/PCS 43.18/PCS 43.18/PCS 43.18/PCS 43.18/PCS 43.18/PCS
SANDSTONE CAP 	NATURAL STONE SMOOTH			 126.56/PCS 139.49/PCS
	1 15/16 x 13 3/4 x 47 1/4 20 units /pal 10 rows of 2 units 2601 lbs 20 units	50 x 350 x 1200 20 units /pal 10 rows of 2 units 1141 kg 20 units	SMOOTH 006698 Beige 006695 Grey	
SANDSTONE CAP 	NATURAL STONE ROCKFACE			 125.69/PCS 147.65/PCS
	1 15/16 x 13 3/4 x 47 1/4 70.87 lin. ft /pal 9 rows of 2 units 2271 lbs 18 units	50 x 350 x 1200 21.60 lin. m/pal 9 rows of 2 units 1030 kg 18 units	ROCKFACE 006933 Beige 006934 Grey	

STEPS & CAPS

STEPS AND CAPS	SPECS - IMPERIAL	SPECS - METRIC	AVAILABLE COLORS & PRODUCT CODES	\$ / UNIT OF MEASURE
----------------	------------------	----------------	----------------------------------	----------------------

SANDSTONE BULLNOSE (14 x 48) CAP



1 15/16 x 13 3/4 x 47 1/4
20 units /pal
10 rows of 2 units
2601 lbs
20 units


NATURAL STONE
50 x 350 x 1200
20 units /pal
10 rows of 2 units
1180 kg
20 units

006697 Beige
006696 Grey



134.37/PCS
146.72/PCS

SANDSTONE BULLNOSE (16 x 48) CAP



1 15/16 x 15 3/4 x 47 1/4
18 units/pal
1 rows of 70.87 lin. ft
2597 lbs
18 units

NATURAL STONE
50 x 400 x 1200
18 units/pal
1 rows of 21.60 lin. m
1178 kg
18 units

006932 Grey



158.72/PCS

TRAVERTINA RAW 14 x 28 WALL, STEP AND PILLAR CAP DOUBLE-SIDED



2 1/4 x 14 x 28
56 lin. ft/pal
24 units/pal
2.33 lin. ft/unit
7 lin. ft/row
1684 lbs
8 rows of 3 units

57 x 356 x 711
17.07 lin. m/pal
24 units/pal
0.71 lin. m/unit
2.13 lin. m/row
764 kg
8 rows of 3 units

KLEAN-BLOC

006180 Riviera **KLEAN-BLOC**
006181 Rock Garden Brown **KLEAN-BLOC**
006182 Ivory **KLEAN-BLOC**

Stonedge
*** COLLECTION

51.21/PCS
51.21/PCS
51.21/PCS

YORK 24 x 36 COUNTER TOP



2 1/4 x 24 x 36
16 units/pal
2595 lbs

57 x 610 x 914
16 units/pal
1177 kg

KLEAN-BLOC

006295 Riviera **KLEAN-BLOC**
006299 Onyx Black **KLEAN-BLOC**
006296 Rock Garden Brown **KLEAN-BLOC**
006298 Chocolate Brown **KLEAN-BLOC**
006297 Ivory **KLEAN-BLOC**

Stonedge
*** COLLECTION

256.26/PCS
256.26/PCS
256.26/PCS
256.26/PCS
256.26/PCS

PALLETIZED UPRIGHT.

YORK CAP



A. 2 1/4 x 14 x 16
B. 2 1/4 x 14 x 32
C. 2 1/4 x 14 x 48
48 lin. ft/pal
1597 lbs
6 units of each

Corner unit

A. 57 x 356 x 406
B. 57 x 356 x 813
C. 57 x 356 x 1219
14.63 lin. m/pal
724 kg
6 units of each

Corner unit

006273 Riviera **KLEAN-BLOC**
006277 Onyx Black **KLEAN-BLOC**
006274 Rock Garden Brown **KLEAN-BLOC**
006276 Chocolate Brown **KLEAN-BLOC**
006275 Ivory **KLEAN-BLOC**


Stonedge
*** COLLECTION

22.72/LF
22.72/LF
22.72/LF
22.72/LF
22.72/LF

PALLETIZED UPRIGHT.


STEPS & CAPS

STEPS AND CAPS	SPECS - IMPERIAL	SPECS - METRIC	AVAILABLE COLORS & PRODUCT CODES	\$/ UNIT OF MEASURE
----------------	------------------	----------------	----------------------------------	---------------------


YORK 14 x 48 CAP	KLEAN-BLOC	Stonedge *** COLLECTION		
		2 1/4 x 14 x 48	57 x 356 x 1219	006278 Riviera KLEAN-BLOC
	48 lin. ft/pal	14.63 lin. m/pal	006282 Onyx Black KLEAN-BLOC	22.72/LF
	4 lin. ft/unit	1.22 lin. m/row	006279 Rock Garden Brown KLEAN-BLOC	22.72/LF
	1582 lbs	718 kg	006281 Chocolate Brown KLEAN-BLOC	22.72/LF
	12 units	12 units	006280 Ivory KLEAN-BLOC	22.72/LF


PALLETIZED UPRIGHT


CAPS AND COPING





BALI TRAVERTINA RAW POOL COPING	KLEAN-BLOC	Stonedge *** COLLECTION		
		2 1/4 x 2 3/4 x 12 x 36	57 x 70 x 305 x 406	006195 Riviera KLEAN-BLOC
	28 units/pal	28 units/pal	006196 Rock Garden Brown KLEAN-BLOC	29.07/PCS
	37.33 lin. ft/pal	11.38 lin. m/pal	006197 Ivory KLEAN-BLOC	29.07/PCS
	1069 lbs	485 kg		
	1 rows of 28 units	1 rows of 28 units		

PALLETIZED UPRIGHT

BULLNOSE POOL COPING	SMOOTH	Stonedge *** COLLECTION		
		2 3/8 x 12 x 5 7/8	60 x 305 x 150	000383 Shale Grey
	180 units/pal	180 units/pal	000385 Champlain Grey	5.18/PCS
	88.60 lin. ft	27 lin. m	000388 Chestnut Brown	5.18/PCS
	4 rows of 22.15 lin. ft	4 rows of 6.75 lin. m	005642 Onyx Black	5.85/PCS
	2435 lbs	1104 kg	005643 Chocolate Brown	5.85/PCS
	4 rows of 45 units	4 rows of 45 units		

BULLNOSE GRANDE POOL COPING	POLISHED	Stonedge *** COLLECTION		
		2 3/16 x 14 1/16 x 29 1/2	56 x 357 x 750	001853 Greyed Nickel
	12 units/pal	12 units/pal	001854 Beige Cream	88.66/PCS
	29.53 lin. ft	9 lin. m		
	6 rows of 4.92 lin. ft	6 rows of 1.50 lin. m		
	940 lbs	426 kg		

PACIFIC CAP	Stonedge *** COLLECTION			
	1 3/16 x 11 13/16 x 3 15/16	30 x 300 x 100	009466 Shale Grey	3.03/PCS
	137.80 lin. ft/pal	42.00 lin. m/pal	009467 Champlain Grey	3.03/PCS
	5 rows of 27.56 lin. ft	5 rows of 8.40 lin. m	009468 Chestnut Brown	3.03/PCS
	1828 lbs	829 kg		
	420 units	420 units		

PORTOFINO CAP DOUBLE-SIDED	Stonedge *** COLLECTION			
	A. 2 1/4 x 14 1/2 x 11 3/4 x 9 3/8	A. 57 x 368 x 298 x 238	002435 Riviera	17.06/LF
	B. 2 1/4 x 14 1/2 x 15 7/8 x 13 3/4 <th>B. 57 x 368 x 403 x 349</th> <td>002436 Onyx Black</td> <td>17.06/LF</td>	B. 57 x 368 x 403 x 349	002436 Onyx Black	17.06/LF
	C. 2 1/4 x 14 1/2 x 18 13/16 x 16 1/2 <th>C. 57 x 368 x 478 x 419</th> <td>002437 Rock Garden Brown</td> <td>17.06/LF</td>	C. 57 x 368 x 478 x 419	002437 Rock Garden Brown	17.06/LF
	D. 2 1/4 x 14 1/2 x 19 x 19 <th>D. 57 x 368 x 483 x 483</th> <td>002438 Chocolate Brown</td> <td>17.06/LF</td>	D. 57 x 368 x 483 x 483	002438 Chocolate Brown	17.06/LF
	50.22 lin. ft/pal	15.30 lin. m/pal	002439 Azzurro	17.06/LF
	1712 lbs	777 kg		
	7 rows of 6 units	7 rows of 6 units		
	14 units of A and B	14 units of A and B		
	7 units of C and D	7 units of C and D		

A PALLET CONTAINS 14 UNITS OF A AND B, 7 UNITS OF C AND D. THE D UNIT CAN BE USED AS A RIGHT OR LEFT CORNER UNIT. COMPATIBLE WITH MANCHESTER AND MINI-CRETA 3" AND 6".

STEPS & CAPS

STEPS AND CAPS

SPECS - IMPERIAL


SPECS - METRIC

AVAILABLE COLORS
& PRODUCT CODES

\$ / UNIT OF
MEASURE

PILLAR CAPS

PIEDIMONTE 28x28 PILLAR CAP KLEAN-BLOC



2 7/8 x 28 x 28
6 units/pal
6 rows of 1 unit
1434 lbs


73 x 711 x 711
6 units/pal
6 rows of 1 unit
650 kg

006254 Riviera **KLEAN-BLOC**
006255 Onyx Black **KLEAN-BLOC**
006256 Rock Garden Brown **KLEAN-BLOC**

Stonedge
*** COLLECTION

256.24/PCS
256.24/PCS
256.24/PCS

YORK 28 x 28 PILLAR CAP KLEAN-BLOC



3 1/2 x 28 3/4 x 28 3/4
6 units/pal
6 rows of 1 unit
1676 lbs

89 x 730 x 730
6 units/pal
6 rows of 1 unit
760 kg

006283 Riviera **KLEAN-BLOC**
006287 Onyx Black **KLEAN-BLOC**
006284 Rock Garden Brown **KLEAN-BLOC**
006286 Chocolate Brown **KLEAN-BLOC**
006285 Ivory **KLEAN-BLOC**

Stonedge
*** COLLECTION

282.29/PCS
282.29/PCS
282.29/PCS
282.29/PCS
282.29/PCS

YORK 32 x 32 PILLAR CAP KLEAN-BLOC



3 1/2 x 32 x 32
6 units/pal
6 rows of 1 unit
2083 lbs

89 x 813 x 813
6 units/pal
6 rows of 1 unit
945 kg


006288 Riviera **KLEAN-BLOC**
006294 Onyx Black **KLEAN-BLOC**
006291 Rock Garden Brown **KLEAN-BLOC**
006293 Chocolate Brown **KLEAN-BLOC**
006292 Ivory **KLEAN-BLOC**

Stonedge
*** COLLECTION

287.38/PCS
287.38/PCS
287.38/PCS
287.38/PCS
287.38/PCS

EDGES	SPECS – IMPERIAL	SPECS – METRIC	AVAILABLE COLORS & PRODUCT CODES	\$ / UNIT OF MEASURE
-------	------------------	----------------	----------------------------------	----------------------

AVIGNON EDGE



7 x 4 1/2 x 12	178 x 114 x 305
90 units/pal	90 units/pal
90 lin. ft	27.44 lin. m
6 rows of 15 lin. ft	6 rows of 4.57 lin. m
2785 lbs	1263 kg

PLASTIC EDGE RESTRAINT INCLUDED

000455	Sandlewood	9.93/PCS
000457	Shale Grey	9.93/PCS
000459	Champlain Grey	9.93/PCS
000461	Chestnut Brown	9.93/PCS

BOREALIS WALL & EDGE DOUBLE-SIDED




6 x 7 3/4 x 8 x 48	152 x 197 x 203 x 1219
16 units/pal	16 units/pal
32 ft ²	2.97 m ²
4 rows of 8 ft ²	4 rows of 0.74 m ²
3 042 lbs	1 380 kg
4 rows of 4 units	4 rows of 4 units

Stonedge
COLLECTION

007783	Smoked Pine	78.57/PCS
007784	Hazelnut Brandy	78.57/PCS


BRANDON EDGE



A. 7 1/16 x 3 15/16 x 8 7/8	A. 180 x 100 x 225
B. 7 1/16 x 3 15/16 x 12 13/16	B. 180 x 100 x 325
C. 7 1/16 x 3 15/16 x 16 3/4	C. 180 x 100 x 425
140.75 lin. ft/pal	42.90 lin. m/pal
4 rows of 35.19 lin. ft	4 rows of 10.73 lin. m
3901 lbs	1769 kg
44 units of each	44 units of each

007910	Sandlewood	6.78/LF
007911	Shale Grey	6.78/LF
007912	Champlain Grey	6.78/LF
007913	Chestnut Brown	6.78/LF
008161	Chocolate Brown	7.39/LF
007914	Onyx Black	7.39/LF

PIETRA EDGE




A. 4 1/2 x 3 1/8 x 8 7/8	A. 114 x 80 x 225
B. 4 1/2 x 3 1/8 x 11 13/16	B. 114 x 80 x 300
C. 4 1/2 x 3 1/8 x 14 3/4	C. 114 x 80 x 375
96 lin. ft/pal	29.20 lin. m/pal
4 rows of 24 lin. ft	4 rows of 7.32 lin. m
1277 lbs	579 kg
32 units of each	32 units of each

000445	Sandlewood	7.53/LF
000448	Shale Grey	7.53/LF
000450	Champlain Grey	7.53/LF
000452	Chestnut Brown	7.53/LF

PLASTIC EDGE RESTRAINT INCLUDED


RAFFINATO 90 MM PILLAR KIT, CORNER & EDGE SMOOTH



3 1/16 x 9 13/16 x 14 1/8	90 x 249 x 359
48 units/pal	48 units/pal
1548 lbs	702 kg
24 units/row	24 units/row

007596	Onyx Black	13.25/PCS
007597	Greyed Nickel	13.25/PCS
007876	Beige Cream	13.25/PCS
007494	Caffè Crema	13.25/PCS

RAFFINATO 180 MM PILLAR KIT, CORNER & EDGE SMOOTH



7 1/16 x 9 13/16 x 14 1/8	180 x 249 x 359
24 units/pal	24 units/pal
1529 lbs	694 kg
12 units/row	12 units/row


007598	Onyx Black	24.19/PCS
007599	Greyed Nickel	24.19/PCS
007878	Beige Cream	24.19/PCS
007492	Caffè Crema	24.19/PCS

EDGES

EDGES	SPECS – IMPERIAL	SPECS – METRIC	AVAILABLE COLORS & PRODUCT CODES	\$ / UNIT OF MEASURE
-------	------------------	----------------	----------------------------------	----------------------

RAFFINATO 90 MM

PILLAR KIT, CORNER & EDGE **POLISHED – ON ORDER***



3 3/16 x 9 3/4 x 14 1/16
40 units/pal
2.58 unit /ft²
1 559 lbs
20 units/row

90 x 248 x 357
40 units/pal
0.24 unit/m²
707 kg
20 units/row

007071 Onyx Black 22.04/PCS
007602 Greyed Nickel 22.04/PCS
007872 Beige Cream 22.04/PCS

*Minimum Sales QTY 500 SF (combined)

RAFFINATO 180 MM

PILLAR KIT, CORNER & EDGE **POLISHED – ON ORDER***



7 1/16 x 9 3/4 x 14 1/16
20 units/pal
1.29 unit/ft²
1 557 lbs
10 units/row

180 x 248 x 357
20 units/pal
0.12 unit/m²
706 kg
10 units/row

007075 Onyx Black 39.32/PCS
007603 Greyed Nickel 39.32/PCS
007874 Beige Cream 39.32/PCS

*Minimum Sales QTY 500 SF (combined)

RÖCKA WALL & EDGE

Stonedge
*** COLLECTION



A. 6 x 7 3/4 x 8 x 13 1/4 8 units
B. 6 x 7 3/4 x 8 x 26 1/2 8 units
C. 6 x 7 3/4 x 8 x 39 3/4 4 units
19.88 ft²/pal
3 rows of 6.63 ft²
1 860 lbs

A. 152 x 197 x 203 x 337 8 units
B. 152 x 197 x 203 x 673 8 units
C. 152 x 197 x 203 x 1010 4 units
1.85 m²/pal
3 rows of 0.62 m²
844 kg

007879 Riviera 38.74/SF
007880 Rock Garden Brown 38.74/SF
007881 Chocolate Brown 38.74/SF

OUTDOOR ACCESSORIES

OUTDOOR ACCESSORIES	SPECS – IMPERIAL	SPECS – METRIC	AVAILABLE COLORS & PRODUCT CODES	\$ / UNIT OF MEASURE
---------------------	------------------	----------------	----------------------------------	----------------------

LUMI FIREBOWL



SPECS – IMPERIAL		SPECS – METRIC		AVAILABLE COLORS & PRODUCT CODES	\$ / UNIT OF MEASURE
Approx. Weight	395 lbs	Approx. Weight	179 kg	006937 Warm Grey	1,796.22/PCS
Overall Height	17"	Overall Height	432 mm		
Exterior Diameter	34"	Exterior Diameter	864 mm		
Interior Diameter	31"	Interior Diameter	787 mm		

MANCHESTER FOYER CHESTNUT BROWN SMOOTH— ON ORDER



TOP SECTION (WITH CHIMNEY)		SPECS – METRIC		AVAILABLE COLORS & PRODUCT CODES	\$ / UNIT OF MEASURE
Weight	2134 lbs	Weight	968 kg	006139 Chestnut Brown	5,125.25/PCS
Height	53 1/4"	Height	1353 mm		
Width	52"	Width	1321 mm		
Depth	32"	Depth	813 mm		
BOTTOM SECTION		SPECS – METRIC		AVAILABLE COLORS & PRODUCT CODES	\$ / UNIT OF MEASURE
Weight	4985 lbs	Weight	2261 kg	006140 Chestnut Brown	7,458.09/PCS
Height	43 1/2"	Height	1105 mm		
Width	60 1/8"	Width	1527 mm		
Depth	44"	Depth	1118 mm		
WOOD BOX (WITH YORK CAP)		SPECS – METRIC		AVAILABLE COLORS & PRODUCT CODES	\$ / UNIT OF MEASURE
Weight	1568 lbs	Weight	771 kg	left: 006141 Chestnut Brown right: 006142 Chestnut Brown	2,264.53/PCS
Height	30 3/8"	Height	772 mm		
Width	34"	Width	864 mm		
Depth	36 5/8"	Depth	930 mm		

ALLOW FIRE TO BURN ITSELF OUT. DO NOT USE WATER TO EXTINGUISH AS THIS IS DANGEROUS AND CAN CAUSE DAMAGE TO THESE OUTDOOR FIRE FEATURES.

MANCHESTER FOYER SHALE GREY SMOOTH— ON ORDER



TOP SECTION (WITH CHIMNEY)		SPECS – METRIC		AVAILABLE COLORS & PRODUCT CODES	\$ / UNIT OF MEASURE
Weight	2134 lbs	Weight	968 kg	006143 Shale Grey	5,125.25/PCS
Height	53 1/4"	Height	1353 mm		
Width	52"	Width	1321 mm		
Depth	32"	Depth	813 mm		
BOTTOM SECTION		SPECS – METRIC		AVAILABLE COLORS & PRODUCT CODES	\$ / UNIT OF MEASURE
Weight	4985 lbs	Weight	2261 kg	006144 Shale Grey	7,458.09/PCS
Height	43 1/2"	Height	1105 mm		
Width	59"	Width	1499 mm		
Depth	43"	Depth	1092 mm		
WOOD BOX (WITH YORK CAP)		SPECS – METRIC		AVAILABLE COLORS & PRODUCT CODES	\$ / UNIT OF MEASURE
Weight	1568 lbs	Weight	711 kg	left: 006145 Shale Grey right: 006146 Shale Grey	2,264.53/PCS
Height	30 1/4"	Height	768 mm		
Width	33"	Width	838 mm		
Depth	34"	Depth	864 mm		

ALLOW FIRE TO BURN ITSELF OUT. DO NOT USE WATER TO EXTINGUISH AS THIS IS DANGEROUS AND CAN CAUSE DAMAGE TO THESE OUTDOOR FIRE FEATURES.

FORNO PIZZA OVEN (COMES WITH VARIOUS PIZZA ACCESSORIES)



PIZZA OVEN		SPECS – METRIC		AVAILABLE COLORS & PRODUCT CODES	\$ / UNIT OF MEASURE
Weight	400 lbs	Weight	181 kg	007982	4,324.43/PCS
Height	45 1/16"	Height	1160 mm		
Width	33 1/16"	Width	855 mm		
Depth	38 9/16"	Depth	980 mm		

OUTDOOR ACCESSORIES

OUTDOOR ACCESSORIES	SPECS - IMPERIAL	SPECS - METRIC	AVAILABLE COLORS & PRODUCT CODES	\$ / UNIT OF MEASURE
---------------------	------------------	----------------	----------------------------------	----------------------

BRANDON 90 MM SQUARE FIRE PIT NO SLEEVE



Weight	2456 lbs	Weight	1114 kg
Height	19 15/16"	Height	507 mm
Width	53 1/2"	Width	1359 mm
Depth	53 1/2"	Depth	1359 mm

006510	Shale Grey	1,174.37/pcs
006509	Chestnut Brown	1,174.37/pcs

SOLD AS A KIT NOT PRE-ASSEMBLED. ALLOW FIRE TO BURN ITSELF OUT. GAS INSERT KITS AVAILABLE AND SOLD SEPARATELY (NATURAL GAS OR LIQUID PROPANE) DO NOT USE WATER TO EXTINGUISH AS THIS IS DANGEROUS AND CAN CAUSE DAMAGE TO THE OUTDOOR FIRE PIT. RAFFINATO 14 x 28" CAPS INCLUDED.

BRANDON 90 MM RECTANGULAR FIRE PIT NO SLEEVE



Weight	2660 lbs	Weight	1207 kg
Height	19 15/16"	Height	507 mm
Width	44 1/2"	Width	1130 mm
Depth	57 3/4"	Depth	1467 mm

006508	Shale Grey	1,167.62/pcs
006507	Chestnut Brown	1,167.62/pcs

SOLD AS A KIT NOT PRE-ASSEMBLED. ALLOW FIRE TO BURN ITSELF OUT. GAS INSERT KITS AVAILABLE AND SOLD SEPARATELY (NATURAL GAS OR LIQUID PROPANE) DO NOT USE WATER TO EXTINGUISH AS THIS IS DANGEROUS AND CAN CAUSE DAMAGE TO THE OUTDOOR FIRE PIT. PIEDIMONTE CAPS INCLUDED.

PRESCOTT FIRE PIT NO SLEEVE

Stonedge
COLLECTION



Weight	2813 lbs	Weight	1276 kg
Height	18"	Height	457 mm
Width	51 3/4"	Width	1314 mm
Depth	51 3/4"	Depth	1314 mm

006505	Riviera	1,162.01/pcs
006506	Rock Garden Brown	1,162.01/pcs

SOLD AS A KIT NOT PRE-ASSEMBLED. ALLOW FIRE TO BURN ITSELF OUT. GAS INSERT KITS AVAILABLE AND SOLD SEPARATELY (NATURAL GAS OR LIQUID PROPANE) DO NOT USE WATER TO EXTINGUISH AS THIS IS DANGEROUS AND CAN CAUSE DAMAGE TO THE OUTDOOR FIRE PIT. PIEDIMONTE CAPS INCLUDED.

RAFFINATO FIRE PIT NO SLEEVE



Weight	2700 lbs	Weight	1224 kg
Height	21 1/4"	Height	540 mm
Width	41 1/2"	Width	1054 mm
Depth	55 5/8"	Depth	1419 mm

005488	Greyed Nickel	1,197.43/pcs
005489	Beige Cream	1,197.43/pcs

SOLD AS A KIT NOT PRE-ASSEMBLED. ALLOW FIRE TO BURN ITSELF OUT. GAS INSERT KITS AVAILABLE AND SOLD SEPARATELY (NATURAL GAS OR LIQUID PROPANE) DO NOT USE WATER TO EXTINGUISH AS THIS IS DANGEROUS AND CAN CAUSE DAMAGE TO THE OUTDOOR FIRE PIT. 12"x24" CAPS INCLUDED.

VALENCIA FIRE PIT




2 15/16 x 9 13/16 x 9 3/4	75 x 250 x 247
80 units/pal	80 units/pal
14 3/4" height	375 mm height
29 1/8" interior diameter	740 mm interior diameter
48 15/16" exterior diameter	1243 mm exterior diameter
1557 lbs	706 kg
5 rows of 16 units	5 rows of 16 units

002403	Sandlewood	5.38/pcs
002404	Shale Grey	5.38/pcs
002406	Champlain Grey	5.38/pcs
002408	Chestnut Brown	5.38/pcs

VALENCIA IS A CIRCULAR GARDEN WALL WHICH CAN BE CONVERTED TO A FIRE PIT BY USING VALENCIA SLEEVE. ALLOW FIRE TO BURN ITSELF OUT. DO NOT USE WATER TO EXTINGUISH AS THIS IS DANGEROUS AND CAN CAUSE DAMAGE TO THE OUTDOOR FIRE PIT. INSERT (SLEEVE) SOLD SEPARATELY.

HPC BURNERS NATURAL GAS OR LIQUID PROPANE



A 006723	Valencia - Push button ignite	1,357.59/pcs
B 006724	Raffinato / Brandon Rectangular - Push button ignite	1,376.32/pcs
C 006725	Prescott Square - Push button ignite	1,358.21/pcs
C 006726	Brandon Square - Push button ignite	1,358.21/pcs

OUTDOOR ACCESSORIES

OUTDOOR ACCESSORIES	SPECS - IMPERIAL	SPECS - METRIC	AVAILABLE COLORS & PRODUCT CODES	\$ / UNIT OF MEASURE
---------------------	------------------	----------------	----------------------------------	----------------------

VALENCIA FIRE PIT SLEEVE



Height 10"
Diameter 29 1/8"
Weight 75 lbs

Height 254 mm
Diameter 740 mm
Weight 34 kg

060526 Black

500.29/PCS

SQUARE FIRE PIT SLEEVE



Height 17 1/2"
Width 26 3/4"
Depth 26 3/4"
Weight 120 lbs

Height 445 mm
Width 679 mm
Depth 679 mm
Weight 54 kg

064300 Black

664.26/PCS

RECTANGLE FIRE PIT SLEEVE



Height 20"
Width 32 1/2"
Depth 18 1/4"
Weight 79 lbs

Height 254 mm
Width 825 mm
Depth 464 mm
Weight 36 kg

004879 Black

664.26/PCS

BREEO ACCESSORIES

A



B



C



A. 006664 Square Smokeless Insert 1,155.07/PCS

B. 006663 Valencia Smokeless Insert 959.39/PCS

C. 006665 Outpost™ Grilling System 273.38/PCS

MISCELLANEOUS

CLASS	PRODUCT	CODE	PRICE
ADHESIVES	FLEXLOCK ULTRA PERFORMANCE CONCRETE ADHESIVE, 10 OZ	007029	9.01/PCS
ADHESIVES	FLEXLOCK ULTRA PERFORMANCE CONCRETE ADHESIVE, 28 OZ	007030	16.49/PCS
ADHESIVES	PROSOCO - ADHESIVE - 200Z	008065	18.57/PCS
BASE & EDGE	GATOR BASE	007028	197.78/BUN
BASE & EDGE	GATOR COMMON NAIL 10"	001830	108.96/BOX
BASE & EDGE	GATOR COMMON NAIL 12"	005144	111.49/BOX
BASE & EDGE	GATOR EDGE FLEX - 8 FT	001828	1.26/LF
BASE & EDGE	GATOR EDGE RIGID - 8 FT	001829	1.28/LF
BASE & EDGE	GATOR EDGES MINI-PRO	005145	1.09/LF
BASE & EDGE	GATOR EDGES TILES	005146	1.09/LF
BASE & EDGE	GATOR NAIL SPIRAL 10"	005718	108.96/BOX
BASE & EDGE	GATOR NAIL SPIRAL 12"	005719	111.49/BOX
BASE & EDGE	GATOR SCREW [50 SCREWS / BUN]	005147	28.16/BUN
BASE & EDGE	GATOR SPACER 1/4"-6.4MM	005148	113.76/BUN
BASE & EDGE	GATOR SPACER 1/8"-3.2MM	005150	113.76/BUN
BASE & EDGE	GATOR SPACER 3/16"-4.8MM	005149	113.76/BUN
BASE & EDGE	GATOR XTREME EDGE NEW	006016	24.91/BAG
CLEANERS & ACCESSORIES	FLEXLOCK EFFLORESCENCE CLEANER 1 GAL	002419	40.19/GAL
CLEANERS & ACCESSORIES	FLEXLOCK EFFLORESCENCE CLEANER 5 GAL	002420	143.39/PL
CLEANERS & ACCESSORIES	FLEXLOCK RUST REMOVER 1 QUART	002425	19.62/QUA
CLEANERS & ACCESSORIES	FLEXLOCK SHAMPOO 1 GAL	002421	36.26/GAL
CLEANERS & ACCESSORIES	FLEXLOCK SHAMPOO 5 GAL	002422	135.41/PL
CLEANERS & ACCESSORIES	GATOR CLEAN XP OIL AND GREASE REMOVER, 1 QUART	001884	20.28/QUA
CLEANERS & ACCESSORIES	GATOR ECO STRIPPER (4X1 GAL)	007031	117.79/GAL
CLEANERS & ACCESSORIES	GATOR ECO STRIPPER (5 GAL)	007032	451.49/PL
CLEANERS & ACCESSORIES	GATOR SPRAYER	008991	23.49/PCS
CLEANERS & ACCESSORIES	GATOR ROCK BOND KIT (ROCK&BINDER) PAIL	007590	56.62/PL
CLEANERS & ACCESSORIES	GATOR ROCK BOND, (BINDER ONLY) 1 GAL	002464	171.94/GAL
CLEANERS & ACCESSORIES	GATOR ROLLER, SOLVENT BASE, BLACK 9.5"	007591	22.03/PCS

CLASS	PRODUCT	CODE	PRICE
CLEANERS & ACCESSORIES	PROSOCO - HEAVY DUTY CONCRETE CLEANER - 1GAL	070596	36.97/GAL
CLEANERS & ACCESSORIES	PROSOCO - OIL AND GREASE STAIN REMOVER - 1GAL	007499	65.91/GAL
CLEANERS & ACCESSORIES	PROSOCO - VANA TROL - 1GAL	008066	36.38/GAL
CLEANERS & ACCESSORIES	PROSOCO - SAFETY KLEAN - 1GAL	006990	59.85/GAL
CLEANERS & ACCESSORIES	PROSOCO - 2010 ALL SURFACE CLEANER - 1GAL	006939	77.01/GAL
CLEANERS & ACCESSORIES	PROSOCO - LIGHT DUTY CONCRETE CLEANER - 1GAL	006940	57.49/GAL
CLEANERS & ACCESSORIES	PROSOCO - SUREKLEAN 600 - 1GAL	006114	27.38/GAL
CLEANERS & ACCESSORIES	GATOR ROLLER, WATER BASE, YELLOW 9.5"	002426	13.04/PCS
GEOGRID	GATOR GRID 30-30, 12X150	005997	641.53/ROL
GEOGRID	GATOR GRID 30-30, 4X50 (15 ROLLS/BOX)	005994	71.88/ROL
GEOGRID	GATOR GRID 30-30, 6X150	005996	320.84/ROL
GEOGRID	GATOR GRID 30-30, 6X50	005995	108.12/ROL
GEOGRID	GATOR GRID 50-50, 6X150	005998	430.32/ROL
GEOGRID	GATOR GRID 50-50, 12X150	005999	852.03/ROL
GEOTEXTILE	GATOR FABRIC 20 POLYSPUN, 3X100 (9 ROLLS/BOX)	005987	37.71/ROL
GEOTEXTILE	GATOR FABRIC 20 POLYSPUN, 3X50 (16 ROLLS/BOX)	005986	19.74/ROL
GEOTEXTILE	GATOR FABRIC 20 POLYSPUN, 4X100 (9 ROLLS/BOX)	005989	51.76/ROL
GEOTEXTILE	GATOR FABRIC 20 POLYSPUN, 4X50 (16 ROLLS/BOX)	005988	26.06/ROL
GEOTEXTILE	GATOR FABRIC 20 POLYSPUN, 6X100	005990	76.68/ROL
GEOTEXTILE	GATOR FABRIC 3 SPUN BOND 3' X 100' (16 ROLLS/BOX)	005559	43.47/ROL
GEOTEXTILE	GATOR FABRIC 3 SPUN BOND 3' X 50' (35 ROLLS/BOX)	005558	21.84/ROL
GEOTEXTILE	GATOR FABRIC 3 SPUN BOND 4' X 100' (16 ROLLS/BOX)	005561	57.63/ROL
GEOTEXTILE	GATOR FABRIC 3 SPUN BOND 4' X 50' (35 ROLLS/BOX)	005560	29.09/ROL
GEOTEXTILE	GATOR FABRIC 3 SPUN BOND 6' X 100'	005566	86.26/ROL
GEOTEXTILE	GATOR FABRIC 3 SPUN BOND 6' X 300'	005567	258.22/ROL
GEOTEXTILE	GATOR FABRIC 3.5, NON-WOVEN, 12X400	005694	851.26/ROL
GEOTEXTILE	GATOR FABRIC 3.5, NON-WOVEN, 3X100 (6 ROLLS/BOX)	005688	53.44/ROL
GEOTEXTILE	GATOR FABRIC 3.5, NON-WOVEN, 4X100 (6 ROLLS/BOX)	005689	70.28/ROL
GEOTEXTILE	GATOR FABRIC 3.5, NON-WOVEN, 6X100	005690	105.81/ROL
GEOTEXTILE	GATOR FABRIC 3.5, NON-WOVEN, 6X300	005691	304.54/ROL

MISCELLANEOUS

CLASS	PRODUCT	CODE	PRICE
GEOTEXTILE	GATOR FABRIC 4.4, NON-WOVEN, 12X400	005981	962.32/ROL
GEOTEXTILE	GATOR FABRIC 4.4, NON-WOVEN, 3X100 (6 ROLLS/BOX)	005695	63.47/ROL
GEOTEXTILE	GATOR FABRIC 4.4, NON-WOVEN, 4X100 (6 ROLLS/BOX)	005978	86.07/ROL
GEOTEXTILE	GATOR FABRIC 4.4, NON-WOVEN, 6X100	005979	132.91/ROL
GEOTEXTILE	GATOR FABRIC 4.4, NON-WOVEN, 6X300	005980	368.89/ROL
GEOTEXTILE	GATOR FABRIC 5, WOVEN, 12.5X432	005985	729.01/ROL
GEOTEXTILE	GATOR FABRIC 5, WOVEN, 4X100 (9 ROLLS/BOX)	005982	68.53/ROL
GEOTEXTILE	GATOR FABRIC 5, WOVEN, 6.25X100	005983	98.63/ROL
GEOTEXTILE	GATOR FABRIC 5, WOVEN, 6.25X300	005984	300.96/ROL
JOINT STABILIZERS	EUROSTONE BOND 50 LB, SLATE GREY	002443	33.91/BAG
JOINT STABILIZERS	FLEXLOCK DUST 50 LB, SAHARA BEIGE	001831	32.96/BAG
JOINT STABILIZERS	FLEXLOCK DUST 50 LB, STONE GREY	001832	32.96/BAG
JOINT STABILIZERS	FLEXLOCK SAND 50 LB, BEIGE	001210	26.47/BAG
JOINT STABILIZERS	FLEXLOCK SAND 50 LB, GREY	001211	29.79/BAG
JOINT STABILIZERS	FLEXLOCK SAND G2-RAPID SET 50 LB, BEIGE	005733	33.34/BAG
JOINT STABILIZERS	FLEXLOCK SAND G2-RAPID SET 50 LB, GREY	005734	36.46/BAG
JOINT STABILIZERS	FLEXLOCK ULTRA SAND 50 LB, BEIGE	001212	31.51/BAG
JOINT STABILIZERS	FLEXLOCK ULTRA SAND 50 LB, GREY	001213	34.26/BAG
JOINT STABILIZERS	FLEXLOCK ULTRA SAND G2-RAPID SET 50 LB, BEIGE	005735	36.16/BAG
JOINT STABILIZERS	FLEXLOCK ULTRA SAND G2-RAPID SET 50 LB, GREY	005736	39.06/BAG
JOINT STABILIZERS	FLEXLOCK ULTRA SAND G2-RAPID SET 50 LB, IVORY	005737	43.39/BAG
JOINT STABILIZERS	FLEXLOCK ULTRA SAND G2-RAPID SET 50 LB, ONYX BLACK	005738	41.75/BAG
JOINT STABILIZERS	GATOR AQUA ROCK 2200 LBS, GRANITE GREY	000194	923.99/BAG
JOINT STABILIZERS	GATOR AQUA ROCK 50 LB, GRANITE GREY	001833	22.66/BAG
JOINT STABILIZERS	GATOR NITRO, JOINT SAND, BEIGE	006013	78.44/PL
JOINT STABILIZERS	GATOR NITRO, JOINT SAND, BLACK	006015	81.69/PL
JOINT STABILIZERS	GATOR NITRO, JOINT SAND, GREY	006014	80.21/PL
JOINT STABILIZERS	GATOR NITRO, JOINT SAND, SILVER	006684	87.28/PL
JOINT STABILIZERS	GATOR POLYMERIC TILE, SAND, 35LBS, BEIGE	005133	29.84/BAG
JOINT STABILIZERS	GATOR POLYMERIC TILE, SAND, 35LBS, BLACK DIAMOND	005143	36.51/BAG
JOINT STABILIZERS	GATOR POLYMERIC TILE, SAND, 35LBS, IVORY	005142	37.62/BAG

CLASS	PRODUCT	CODE	PRICE
JOINT STABILIZERS	GATOR POLYMERIC TILE, SAND, 35LBS, SLATE GREY	005141	33.87/BAG
JOINT STABILIZERS	PROSOCO - SAND JOINT STABILIZER - 1GAL	008155	70.25/GAL
SEALERS	ECO WATER BASE HIGH GLOSS+ENHANCER 1GAL	004140	104.44/GAL
SEALERS	ECO WATER BASE HIGH GLOSS+ENHANCER 5GAL	004149	417.04/PL
SEALERS	ECO WATER BASE LOW GLOSS+ENHANCER 1GAL	004136	75.84/GAL
SEALERS	ECO WATER BASE LOW GLOSS+ENHANCER 5GAL	004137	360.88/PL
SEALERS	FLEXLOCK ECO SEAL HIGH GLOSS, WATER BASE 1 GAL	002457	66.09/GAL
SEALERS	FLEXLOCK ECO SEAL HIGH GLOSS, WATER BASE 5 GAL	002458	309.49/PL
SEALERS	FLEXLOCK ECO SEAL LOW GLOSS, WATER BASE 1 GAL	002459	59.46/GAL
SEALERS	FLEXLOCK ECO SEAL LOW GLOSS, WATER BASE 5 GAL	002460	273.91/PL
SEALERS	FLEXLOCK SEAL NATURAL LOOK, WATER BASE 1 GAL	002417	99.57/GAL
SEALERS	FLEXLOCK SEAL NATURAL LOOK, WATER BASE 5 GAL	002418	470.65/PL
SEALERS	FLEXLOCK SEAL RESEALER, SOLVENT BASE 1 GAL	002455	72.89/GAL
SEALERS	FLEXLOCK SEAL RESEALER, SOLVENT BASE 5 GAL	002456	338.66/PL
SEALERS	FLEXLOCK SEAL SATIN LOOK FINISH, SOLVENT BASE 1 GAL	002413	69.94/GAL
SEALERS	FLEXLOCK SEAL SATIN LOOK FINISH, SOLVENT BASE 5 GAL	002414	322.26/PL
SEALERS	FLEXLOCK SEAL WET LOOK FINISH, SOLVENT BASE 1 GAL	002415	72.94/GAL
SEALERS	FLEXLOCK SEAL WET LOOK FINISH, SOLVENT BASE 5 GAL	002416	338.84/PL
SEALERS	SEALER NATURAL STONE ZERO GLOSS+ENHANCER 1GAL	004134	73.39/GAL
SEALERS	SEALER NATURAL STONE ZERO GLOSS+ENHANCER 5GAL	004135	344.43/PL
SEALERS	PROSOCO - SALTGUARD WB - 1GAL	007909	56.88/GAL
SEALERS	PROSOCO - NATURAL STONE TREATMENT WB - 1GAL	008005	62.94/GAL
SEALERS	PROSOCO - SL100 WATER REPELLENT - 1GAL	008082	252.76/GAL
SEALERS	PROSOCO - CONSOLIDECK LS/CS	006919	195.51/PL
SEALERS	PROSOCO - SURE KLEAN WEATHER SEAL COLOR ENHANCER VOC	006921	113.03/GAL



USA

ATLANTA

3908, Flint Hill Ext. SE
Powder Springs, GA 30127

CINCINNATI

9950 Farr CT
Cincinnati, OH 45246

DETROIT

2210 Scott Lake Rd.
Waterford, MI 48328

ILLINOIS

8201 31st St. W
Rock Island, IL 61201

ILLINOIS

105 Serena Court
Minooka, IL 60447

INDIANA

2397 County Rd 27
Waterloo, IN 46793

MARYLAND

6710 Binder Ln.
Elkridge, MD 21075

MASSACHUSETTS

70 East Brookfield Dr.
North Brookfield,
MA 01535

MINNESOTA

4372 170th St. W
Farmington, MN 55024

NASHVILLE

160 Center Point Rd. S
Hendersonville, TN 37077

NEW YORK

55-65 South 4th St.
Bay Shore, NY 11706

NORTH CAROLINA

5135 Surret Dr.
Archdale, NC 27263

OHIO

97 Industrial St.
Rittman, OH 44270

PENNSYLVANIA

852 W. Pennsylvania Ave.
Pen Argyl, PA 18072

PENNSYLVANIA

23 Quarry Rd.
Douglassville, PA 19518

CANADA

MONTREAL

5255 Albert-Millichamp St.
Saint-Hubert, QC J3Y 8Z8

CHAMBLY

7800 Samuel-Hatt St.
Chambly, QC J3L 6W4

OTTAWA

581 Somme Street
Gloucester, ON K1G 6Y7

TORONTO

10 Freshway Dr.
Vaughan, ON L4K 1S3

TORONTO

2852 Cedar Creek Road
Ayr, ON N0B 1E0

TOLL FREE:
1.877.832.4625

VISIT OUR WEBSITE:
WWW.TECHO-BLOC.COM

PROUD MEMBER OF



**CONCRETE
MASONRY &
HARDSCAPES
ASSOCIATION**

